



FROZEN Whole Body Turkeys - commodity pack or equivalent; minimum 10,000 lb lots; current negotiation for delivery within two weeks.

U.S. Grade A - FROZEN	Current Week		Last Week		Last Year		June Averages		
	wtd avg (cents/lb)	volume (000 lbs.)	wtd avg (cents/lb)	volume (000 lbs.)	wtd avg (cents/lb)	volume (000 lbs.)	This Month	Last Month	Last Year
8-16 lb. (Hens)	109.47	806	104.38	21	99.86	44	107.18	106.15	98.18
16-24 lb. (Toms)	109.46	371	106.06	32	98.62	90	107.53	106.13	97.11

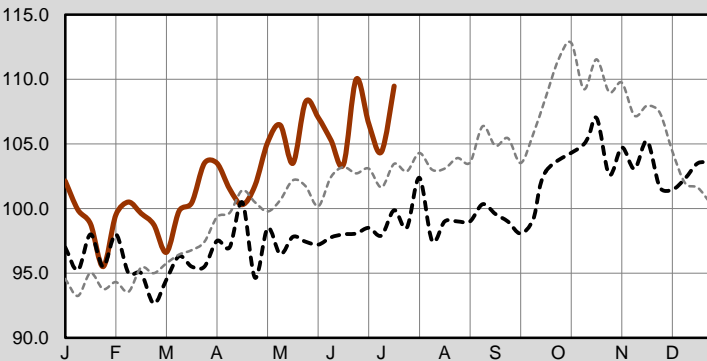
¹ based on offers.

FRESH Whole Body Turkeys - with timers; for delivery within the next seven days.

U.S. Grade A - FRESH	Current Week		Last Week		Last Year		June Averages		
	wtd avg (cents/lb)	volume (000 lbs.)	wtd avg (cents/lb)	volume (000 lbs.)	wtd avg (cents/lb)	volume (000 lbs.)	This Month	Last Month	Last Year
Priced At Time Of Sale:									
8-16 lb. (Hens)	118.94	94.0	120.37	98.5	115.41	124.0	117.22	116.64	111.21
16-24 lb. (Toms)	118.80	85.0	119.45	49.0	113.97	72.0	117.30	116.57	109.85
Price To Be Determined:									
8-16 lb. (Hens)	--	2.0	--	2.0	--	2.0	--	--	--
16-24 lb. (Toms)	--	2.0	--	2.0	--	2.0	--	--	--

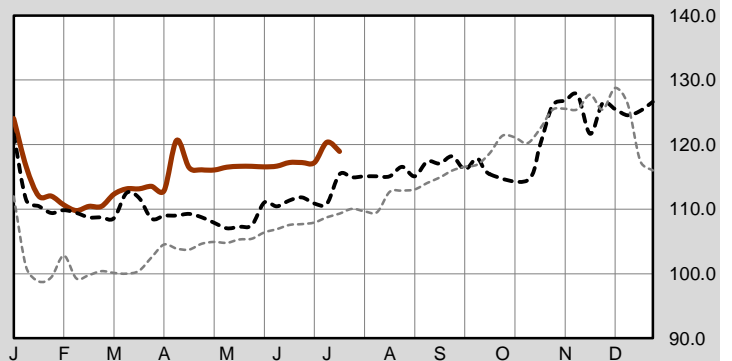
National FROZEN Hen Trend

(weighted average price in cents per pound; f.o.b. shipper dock)

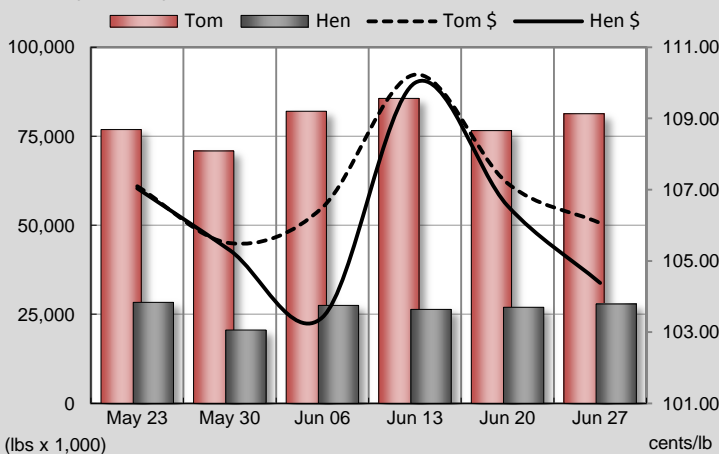


National FRESH Hen Trend

(weighted average price in cents per pound; f.o.b. shipper dock)

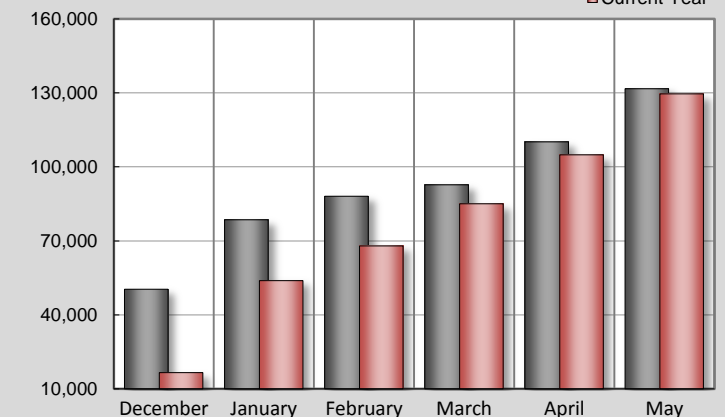


Weekly Turkey: RTC Volume vs. Frozen Price



Cold Storage Holdings - Frozen Hen Turkeys

(1,000 pounds) Source: NASS Monthly Cold Storage



Source: USDA AMS Livestock, Poultry & Grain Market News; www.ams.usda.gov/pymhomepage