



## NATIONAL TURKEY MARKET AT-A-GLANCE

### DOMESTIC MARKET HIGHLIGHTS

The market on frozen hens is steady with some expressing caution for after the holidays. The frozen 16-24 lb. tom market is steady with a steady to weak undertone. Demand light. Offerings of frozen hens light and 16-24 lb. toms light to instances moderate. Frozen Grade A basted equivalent processor offering prices on a national basis for hens 99.00-108.00 cents fob and 16-24 lb. toms 94.00- 103.00 cents fob for current shipments. No truck-lot trading reported.

The market on most parts and meat items is steady. Some industry members are cautious as they ponder the direction of markets after the holidays. Demand light to moderate, mostly with interest focusing on 2014. Offerings light. Trading activity light with volumes consisting mostly of part and spot loads. Offerings light to moderate.

### EXPORT MARKET HIGHLIGHTS

Trading moderate on frozen thigh meat, balance light. The market is generally steady. Demand light. Offerings light to moderate.

### LIVE TURKEYS SLAUGHTERED UNDER FEDERAL INSPECTION

Week ending 21-Dec-2013 (Preliminary)

	Young Hens	Young Toms	Young Breeders	Old Breeders	Total Turkeys
----- Thousands -----					
Head	1,544	2,491	39	38	4,112
Avg Wt	16.16	38.97	26.66	29.71	30.20
Last week	1,784	2,602	25	0	4,411
Same wk yr ago	1,386	2,405	13	27	3,831
Avg Wt	15.67	40.97	25.69	25.52	31.65
To-date/2013*	92,511	127,666	1,132	338	221,647
To-date/2012*	93,768	132,446	1,422	408	228,044
% Change YTD	-1%	-4%	-20%	-17%	-3%

### Ready-to-Cook Weight and Dressing Percentage

Current week	19,961	77,659	801	869	99,290
Last week	23,021	82,619	512	0	106,152
Same wk yr ago	17,375	78,826	254	524	96,979
To-date/2013*	1,265,075	4,086,346	23,600	7,389	5,382,410
To-date/2012*	1,267,452	4,218,481	28,197	9,893	5,524,323
% Change YTD	0%	-3%	-16%	-25%	-3%

Dressing % 80.0% 80.0% 77.0% 77.0%

(A) Dressing % adjustments reflect quarterly update.

\*Note: Year to-date totals reflect comparable time periods.

### TURKEYS SLAUGHTERED IN FEDERALLY INSPECTED PLANTS

Week ending 21-Dec-2013 (Preliminary)

	Young Turkeys			Old Breeders	Total Turkeys	
	Thousand Head	Pct chg Prev wk	Avg Live wt	----- Thousand head-----	Avg Live wt	
North East	589	3	25.46	(A)	589	25.46
South Atlantic	592	22	38.91	(A)	592	38.91
North Central	1,857	-12	32.19	(A)	1,886	32.19
South Central	821	-4	18.73	(A)	831	18.73
West	215	-45	34.45	(A)	215	34.45
U.S. total	4,074 (B)	-8	30.20	38	4,113	30.20
To-date 2013*	221,309 (B)			338	221,647	
To-date 2012*	227,636 (B)			408	228,044	

(A) Not published to avoid disclosing individual operations.

(B) Number of young banded breeder turkeys included: this week 39,000; for the current year to date\* 1,132,000; for last year to date\* 1,422,000.

**WEEKLY NATIONAL FRESH AND FROZEN WHOLE YOUNG TURKEYS**

Weighted Average Prices, cents per pound, F.O.B. Shipper Dock Basis - Week Ending December 27, 2013

**FROZEN Whole Body Turkeys** - commodity pack or equivalent; minimum 10,000 lb lots; current negotiation for delivery within two weeks.

U.S. Grade A - FROZEN	Current Week		Last Week		Last Year	
	wtd avg	volume	wtd avg	volume	wtd avg	volume
	(cents/lb)	(000 lbs.)	(cents/lb)	(000 lbs.)	(cents/lb)	(000 lbs.)
8-16 lb. (Hens)	103.50 <sup>1</sup>		103.50	20	97.50 <sup>1</sup>	
16-24 lb. (Toms)	98.50	20	101.34	64	99.50	20

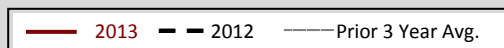
<sup>1</sup> based on offers.

December Averages		
This Month	Last Month	Last Year
103.83	105.64	99.08
101.80	104.49	100.36

**FRESH Whole Body Turkeys** - with timers; for delivery within the next seven days.

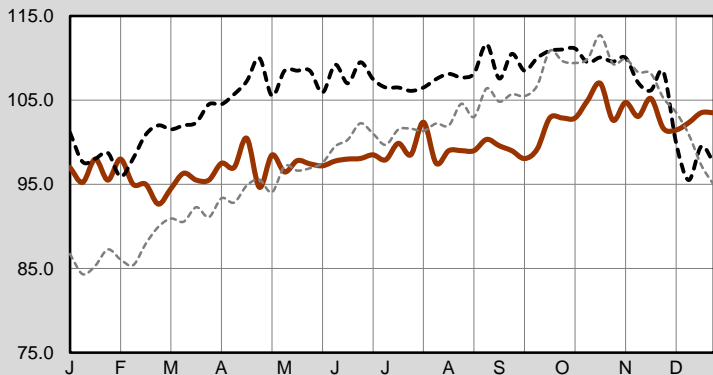
U.S. Grade A - FRESH	Current Week		Last Week		Last Year	
	wtd avg	volume	wtd avg	volume	wtd avg	volume
	(cents/lb)	(000 lbs.)	(cents/lb)	(000 lbs.)	(cents/lb)	(000 lbs.)
<b>Priced At Time Of Sale:</b>						
8-16 lb. (Hens)	126.62	37.0	125.23	152.0	127.46	37.0
16-24 lb. (Toms)	124.03	32.0	124.24	147.0	127.86	35.0
<b>Price To Be Determined:</b>						
8-16 lb. (Hens)	--	5.0	--	30.0	--	--
16-24 lb. (Toms)	--	5.0	--	30.0	--	--

December Averages		
This Month	Last Month	Last Year
124.71	127.16	132.42
124.02	128.79	131.74
--	--	--
--	--	--



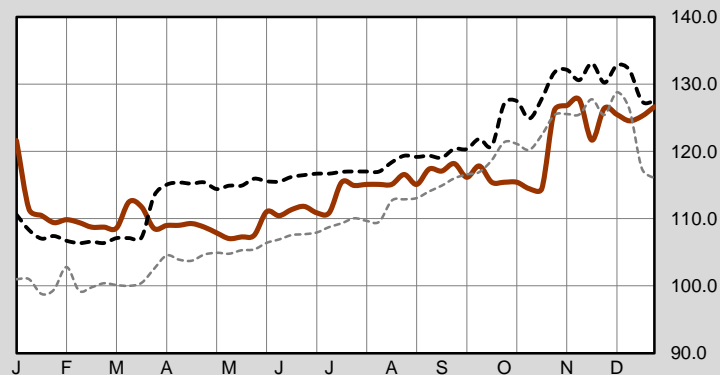
**National FROZEN Hen Trend**

(weighted average price in cents per pound; f.o.b. shipper dock)

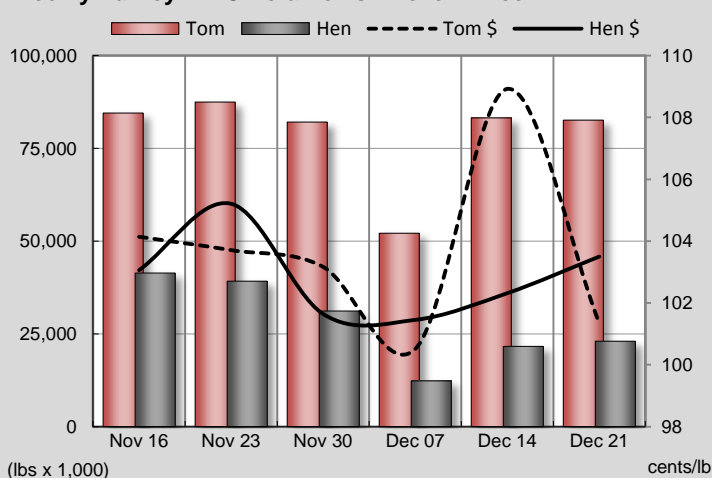


**National FRESH Hen Trend**

(weighted average price in cents per pound; f.o.b. shipper dock)

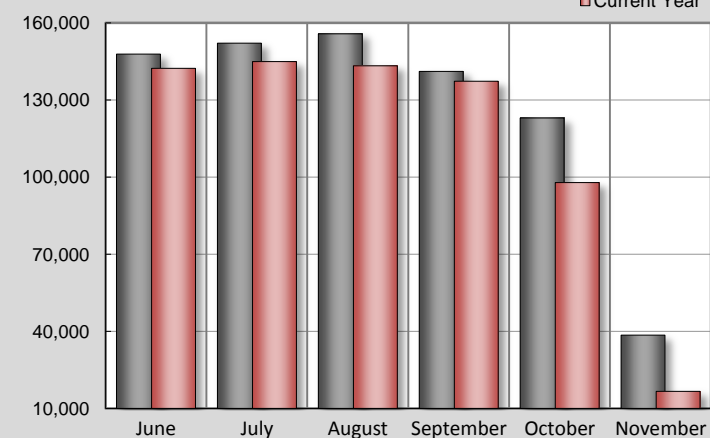


**Weekly Turkey: RTC Volume vs. Frozen Price**



**Cold Storage Holdings - Frozen Hen Turkeys**

(1,000 pounds) Source: NASS Monthly Cold Storage



**NATIONAL YOUNG TURKEY PARTS**

INCLUDING BULK MEAT AND FROZEN (UNLESS SPECIFIED), CENTS PER LB., DELIVERED FIRST RECEIVERS, PART AND FULL TRUCKLOTS AS OF 26 DECEMBER 2013.

Bulk parts market was steady. Demand and offerings light to moderate. The market on white meat and trims is steady. Demand was light. Offerings was light to moderate. The market on thigh meat was steady. Demand and offerings was light to moderate. Trading was seasonally slow. For domestic: frozen drumettes 55 cents, frozen hearts 42 cents, frozen livers 25 cents, frozen hen thigh meat 150 cents, frozen hand defatted hen and tom gizzards 90 cents, hen and tom tails 58 cents and fresh breast trim 136 cents delivered. For export: frozen scapula 137 cents and frozen tom breast meat 207 cents for port.

DOMESTIC TRADING	PRICE RANGE	L.S.T. CODE 1/	WTD AVG PRICE	VOLUME (000)
BREASTS, 4-8 LBS GRADE A 2/		R	122.00	80
BREASTS, 4-8 LBS GRADE A--FRESH 2/		T	174.00	20
BREASTS, 4-8 LBS PLANT GRADE 2/		R	106.11	360
DRUMSTICKS, TOM	102.00		102.00	1
DRUMSTICKS, TOM--FRESH	94.00		94.00	40
DRUMSTICKS, HEN	96.00-99.00		96.88	99
WINGS, FULL-CUT, TOM	68.00		68.00	42
WINGS, FULL-CUT, HEN				
WINGS, V-TYPE, TOM	65.00		65.00	2
WINGS, V-TYPE, HEN				
NECKS, TOM	68.00		68.00	4
NECKS, HEN		T	68.00	5
BREASTS, B/S, TOM 3/	205.00		205.00	40
BREASTS, B/S, TOM--FRESH 3/		F	216.00	40
THIGH MEAT	154.00		154.00	14
THIGH MEAT--FRESH		M	155.00	40
BREAST TRIM MEAT		R	143.00	2
SCAPULA MEAT		F	137.00	40
WING MEAT WITH SKIN				
TENDERLOINS		R	180.00	2
DESTRAPPED TENDERS	167.00		167.00	2
DESTRAPPED TENDERS--FRESH		R	183.00	18
MECHANICALLY SEPARATED 4/	50.00		50.00	16
MECHANICALLY SEPARATED--FRESH 4/		M	47.00	40
EXPORT TRADING				
DRUMSTICKS, TOMS		F	100.00	162
WINGS FULL-CUT - TOMS	68.00		68.00	42
WINGS, V-TYPE, TOM		F	65.00	162
TAILS		F	59.50	40
MECHANICALLY SEPARATED 4/		R	39.00	20
THIGH MEAT - FROZEN	153.00		153.00	140

1/ CODES FOR LAST SIGNIFICANT TRADE (L.S.T.):

M=Monday T=Tuesday W=Wednesday R=Thursday F=Friday

2/ Breasts are bagged; rib, back, and wing meat included; and basted.

3/ Boneless and skinless without tenderloins. 4/ 15-20% fat with skin added.

**NATIONAL YOUNG TURKEY PARTS**

INCLUDING BULK MEAT AND FROZEN (UNLESS SPECIFIED), CENTS PER LB., DELIVERED FIRST RECEIVERS, PART AND FULL TRUCKLOTS.

The Bulk parts market was steady. Demand and offerings light to moderate. The market on white meat and trims is steady and not fully tested. Demand was light. Offerings was light to moderate. The market on thigh meat was steady. Demand and offerings was light to moderate. Trading was slow for post-holiday activity. For domestic: fresh wing meat 97 cents, frozen tails 59 cents, fresh full cut wings 69 cents, fresh tails 59 cents, grade A breast non basted 8-10 lbs. 135-142 cents, 10-12 lbs. 145 cents, 12-14 lbs. 145 cents, grade A breast basted 14-16 lbs. 140 cents and 16-18 lbs. 150 cents delivered.

DOMESTIC TRADING	PRICE RANGE	L.S.T CODE 1/	WTD AVG PRICE	VOLUME (000)	WEEKLY WTD AVG PRICE	WEEKLY VOLUME (000)
BREASTS, 4-8 LBS GRADE A 2/						
BREASTS, 4-8 LBS GRADE A--FRESH 2/		T	174.00	20	174.00	20
BREASTS, 4-8 LBS PLANT GRADE 2/						
DRUMSTICKS, TOM	100.00-102.00		100.40	13	96.41	54
DRUMSTICKS, TOM--FRESH	93.00-94.00		93.67	120	93.38	320
DRUMSTICKS, HEN	99.00-100.00		99.56	9	97.22	115
WINGS, FULL-CUT, TOM	69.00		69.00	10	68.42	72
WINGS, FULL-CUT, HEN	82.00		82.00	4	82.00	4
WINGS, V-TYPE, TOM	66.00		66.00	6	64.37	38
WINGS, V-TYPE, HEN	118.00		118.00	2	118.00	2
NECKS, TOM	69.00		69.00	30	68.93	54
NECKS, HEN	67.00-68.00		67.40	15	67.55	20
BREASTS, B/S, TOM 3/	207.00		207.00	6	205.26	46
BREASTS, B/S, TOM--FRESH 3/		F	216.00	40		
THIGH MEAT	153.00		153.00	72	152.94	106
THIGH MEAT--FRESH	155.00		155.00	20	155.00	60
BREAST TRIM MEAT						
SCAPULA MEAT	137.00		137.00	2	137.00	2
WING MEAT WITH SKIN	99.00		99.00	6	99.00	6
TENDERLOINS	160.00		160.00	20	160.00	20
DESTRAPPED TENDERS	170.00		170.00	2	168.50	4
DESTRAPPED TENDERS--FRESH						
MECHANICALLY SEPARATED 4/		R	50.00	16	50.00	16
MECHANICALLY SEPARATED--FRESH 4/	45.00-47.00		46.74	46	46.86	86
EXPORT TRADING						
DRUMSTICKS, TOMS		F	100.00	162		
WINGS FULL-CUT - TOMS		R	68.00	42	68.00	42
WINGS, V-TYPE, TOM		F	65.00	162		
TAILS		F	59.50	40		
MECHANICALLY SEPARATED 4/	45.00		45.00	216	45.00	216
THIGH MEAT - FROZEN	150.00-153.00		150.86	562	151.29	702

1/ CODES FOR LAST SIGNIFICANT TRADE (L.S.T.):

M=Monday T=Tuesday W=Wednesday R=Thursday F=Friday

2/ Breasts are bagged; rib, back, and wing meat included; and basted.

3/ Boneless and skinless without tenderloins. 4/ 15-20% fat with skin added.