



TURKEY MARKET NEWS REPORT

ISSN 1522-0575

FRIDAY
AUGUST 30, 2013
VOL. 60 NO. 104

U.S. Department of Agriculture

Agricultural Marketing Service

Livestock, Poultry & Seed Programs

Market News

NATIONAL TURKEY MARKET-AT-A-GLANCE

DOMESTIC MARKET HIGHLIGHTS

The market on frozen 8-16 lb. hens and 16-24 lb. toms is steady with a mostly steady to firm undertone. Frozen inquiry light to moderate. Frozen processor offerings of hens light and 16-24 lb. toms light to moderate. Frozen Grade A basted equivalent processor offering prices on a national basis for hens 96.00-105.00 cents fob and 16-24 lb. toms 96.00-107.00 cents fob for current shipments. Trading light on frozen basted equivalent hens at 99.50 cents fob for current deliveries.

The market on white meat, white trims and tom bulk parts is steady to firm. White meat and white trim demand moderate to good. Offerings light. Tom bulk parts demand light to good, mostly light to moderate. Offerings very light to light. The thigh meat market is steady with a steady to firm undertone. Demand moderate to good, mostly moderate. Offerings very light to light. The mechanically separated turkey market is steady. Demand and offerings moderate. Trading light to moderate, mostly light with activity centered on frozen destrapped tenderloins.

EXPORT MARKET HIGHLIGHTS

Trading light. The market is steady to firm, mostly steady. Demand light to good, mostly moderate. Offerings light.

LIVE TURKEYS SLAUGHTERED W/E 24-Aug-13 (Preliminary)

	Young		Young	Old	Total
	Hens	Toms	Breeders	Turkeys	
Head	1,942	2,580	7	18	4,547
Avg Wt	16.14	38.98	28.78	31.05	29.18
Head sltr comparisons					
Last week	2,130	2,329	12	0	4,471
Same wk yr ago	1,905	2,735	19	10	4,669
Avg Wt	17.05	38.34	24.14	31.29	29.58
To-date/2013*	60,877	84,935	739	284	146,835
To-date/2012*	61,474	86,958	783	252	149,467
% Change YTD	-1%	-2%	-6%	13%	-2%

Ready-to-Cook Weight and Dressing Percentage					
Current week	25,075	80,455	155	430	106,115
Last week	28,968	74,994	232	0	104,194
Same wk yr ago	25,981	83,879	346	236	110,442
To-date/2013*	839,848	2,747,067	15,366	6,183	3,608,464
To-date/2012*	826,248	2,794,903	15,613	6,430	3,643,194
% Change YTD	2%	-2%	-2%	-4%	-1%

Dressing %	80.0%	80.0%	77.0%	77.0%	

*Note: Year to-date totals reflect comparable time periods.

TURKEYS SLAUGHTERED IN FEDERALLY INSPECTED PLANTS

	W/E 24-Aug-13 (Preliminary)			Old	Total Turkeys	
	-----Young turkeys-----			Breeders		Avg
	Thousand	Pct chg	Avg			
North East	589	7	26.29	(A)	589	26.29
South Atlantic	568	19	38.93	(A)	568	38.93
North Central	2,192	-1	31.33	(A)	2,205	31.33
South Central	909	-3	17.52	(A)	914	17.52
West	272	-4	27.61	(A)	272	27.61
U.S. total	4,530 (B)	1	29.18	18	4,548	29.18
To-date						
2013*	146,551 (B)			284	146,835	
To-date						
2012*	149,215 (B)			252	149,467	

(A) Not published to avoid disclosing individual operations.

(B) Number of young banded breeder turkeys included: this week 7,000; for the current year to date* 739,000; for last year to date* 783,000.

*Note: Year to-date totals reflect comparable time periods.

Weekly National Fresh and Frozen Whole Young Turkeys

USDA, Agricultural Marketing Service, Livestock, Poultry & Grain Market News Division

Weighted Average Prices, cents per pound, F.O.B. Shipper Dock Basis - Week Ending August 30, 2013

FROZEN Whole Body Turkeys - commodity pack or equivalent; minimum 10,000 lb lots; current negotiation for delivery within two weeks.

U.S. Grade A - FROZEN	Current Week		Last Week		Last Year		August Averages		
	wtd avg (cents/lb)	volume (000 lbs.)	wtd avg (cents/lb)	volume (000 lbs.)	wtd avg (cents/lb)	volume (000 lbs.)	This Month	Last Month	Last Year
8-16 lb. (Hens)	99.58	130	100.33	180	107.57	280	99.28	99.09	108.53
16-24 lb. (Toms)	104.04	23	100.14	140	110.33	21	100.85	98.20	109.04

¹ based on offers.

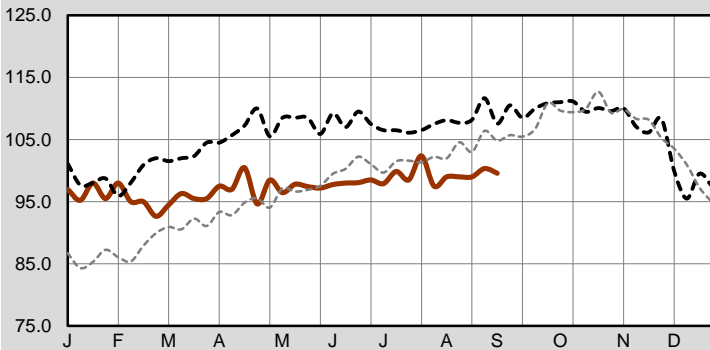
FRESH Whole Body Turkeys - with timers; for delivery within the next seven days.

U.S. Grade A - FRESH	Current Week		Last Week		Last Year		August Averages		
	wtd avg (cents/lb)	volume (000 lbs.)	wtd avg (cents/lb)	volume (000 lbs.)	wtd avg (cents/lb)	volume (000 lbs.)	This Month	Last Month	Last Year
Priced At Time Of Sale:									
8-16 lb. (Hens)	117.07	125.0	117.38	119.0	119.05	106.2	116.23	115.12	119.07
16-24 lb. (Toms)	115.70	79.0	116.16	73.0	118.27	55.0	114.16	113.06	118.56
Price To Be Determined:									
8-16 lb. (Hens)	--	2.0	--	2.0	--	2.5	--	--	--
16-24 lb. (Toms)	--	2.0	--	2.0	--	2.5	--	--	--

— 2013 — 2012 - - - Prior 3 Year Avg.

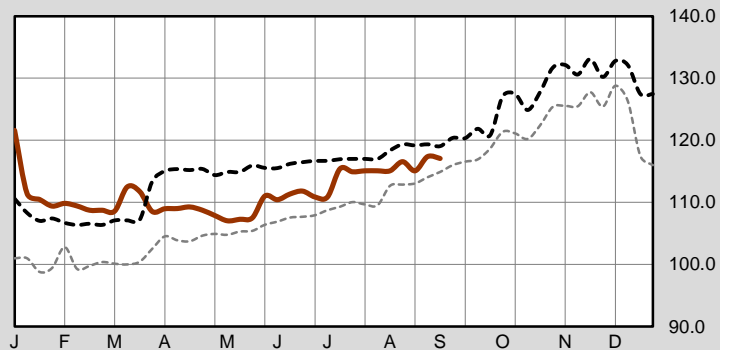
National FROZEN Hen Trend

(weighted average price in cents per pound; f.o.b. shipper dock)

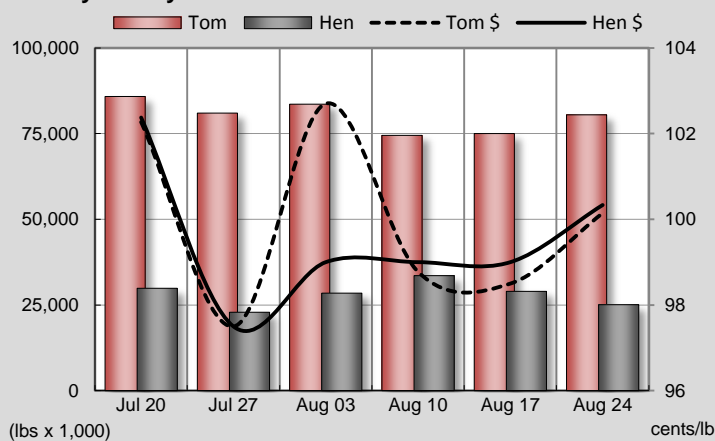


National FRESH Hen Trend

(weighted average price in cents per pound; f.o.b. shipper dock)

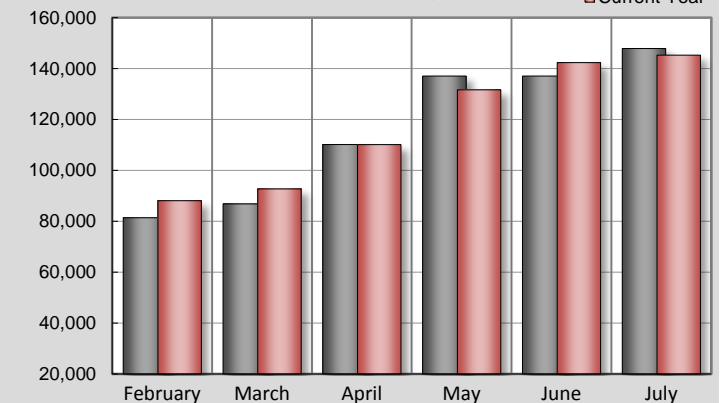


Weekly Turkey: RTC Volume vs. Frozen Price



Cold Storage Holdings - Frozen Hen Turkeys

(1,000 pounds) Source: NASS Monthly Cold Storage



NATIONAL YOUNG TURKEY PARTS

Including bulk meat and frozen (unless specified), cents per lb., delivered first receivers, part and full trucklots as of 29 Aug, 2013.

The market on white meat and tom bulk parts is steady to firm. Demand on white meat is moderate to good. Tom bulk parts demand light to good, mostly light to moderate. Offerings light. The market on thigh meat is steady with a steady to firm undertone. Demand light to good, mostly moderate. Offerings light. Trading light. For domestic (fresh): strap-in tenderloins 162, tails 54 cents delivered.

DOMESTIC TRADING	PRICE RANGE	L.S.T. CODE 1/	WTD AVG PRICE	VOLUME (000)
BREASTS, 4-8 LBS GRADE A 2/	129.00		129.00	4
BREASTS, 4-8 LBS GRADE A--FRESH 2/		F	168.14	35
BREASTS, 4-8 LBS PLANT GRADE 2/		F	116.00	20
DRUMSTICKS, TOM	80.00		80.00	3
DRUMSTICKS, TOM--FRESH	74.00		74.00	42
DRUMSTICKS, HEN		W	77.00	120
WINGS, FULL-CUT, TOM		W	57.00	80
WINGS, FULL-CUT, HEN		F	55.00	10
WINGS, V-TYPE, TOM		W	64.00	80
WINGS, V-TYPE, HEN		F	118.00	5
NECKS, TOM		W	43.00	40
NECKS, HEN		F	37.00	5
BREASTS, B/S, TOM 3/				
BREASTS, B/S, TOM--FRESH 3/	206.00-211.00		209.75	160
THIGH MEAT		W	114.00	20
THIGH MEAT--FRESH	119.00-121.00		119.26	46
BREAST TRIM MEAT				
SCAPULA MEAT		M	138.00	40
WING MEAT WITH SKIN		W	95.75	80
TENDERLOINS		F	158.00	10
DESTRAPPED TENDERS		F	162.00	10
DESTRAPPED TENDERS--FRESH		T	166.00	40
MECHANICALLY SEPARATED 4/		R	37.50	40
MECHANICALLY SEPARATED--FRESH 4/		W	37.00	80
EXPORT TRADING				
DRUMSTICKS, TOMS		W	79.08	162
WINGS FULL-CUT - TOMS				
WINGS, V-TYPE, TOM		W	63.00	108
TAILS		F	55.00	40
MECHANICALLY SEPARATED 4/		W	38.00	40
THIGH MEAT - FROZEN		W	114.50	80

1/ CODES FOR LAST SIGNIFICANT TRADE (L.S.T.):

M=MONDAY T=TUESDAY W=WEDNESDAY R=THURSDAY F=FRIDAY

2/ Breasts are bagged; rib, back, and wing meat included; and basted.

3/ Boneless and skinless without tenderloins.

4/ 15-20% fat with skin added.

NATIONAL YOUNG TURKEY PARTS

Including bulk meat and frozen (unless specified), cents per lb., delivered first receivers, part and full trucklots as of 30 Aug, 2013.

The market on white meat and tom bulk parts is steady to firm. Demand on white meat is moderate to good. Tom bulk parts demand light to good, mostly light to moderate. Offerings light. The market on thigh meat is steady with a steady to firm undertone. Demand light to good, mostly moderate. Offerings light. Trading light. For domestic: mixed hen and tom frozen necks 39 cents, fresh wing meat 96, mechanically separated turkey (pet food) 25-30 cents, frozen grade A non basted breast 10-14 lbs. 135 cents, 14-16 lbs. 145 cents and 16-18 lbs. 150 cents delivered. For export: fresh tom drums 69 cents delivered Border.

DOMESTIC TRADING	PRICE RANGE	L.S.T. CODE 1/	WTD AVG PRICE	VOLUME (000)	WEEKLY WTD AVG PRICE	WEEKLY VOLUME (000)
BREASTS, 4-8 LBS GRADE A 2/	124.00		124.00	5	126.35	9
BREASTS, 4-8 LBS GRADE A--FRESH 2/	154.00-184.00		168.14	35	168.14	35
BREASTS, 4-8 LBS PLANT GRADE 2/		F	116.00	20		
DRUMSTICKS, TOM	75.00-76.00		75.92	174	75.07	1,457
DRUMSTICKS, TOM--FRESH	72.00-74.00		72.60	200	72.23	622
DRUMSTICKS, HEN	76.00-80.00		77.54	13	77.05	133
WINGS, FULL-CUT, TOM	59.00-63.00		61.17	118	59.15	238
WINGS, FULL-CUT, HEN	61.00		61.00	10	61.00	10
WINGS, V-TYPE, TOM	64.00		64.00	120	64.00	200
WINGS, V-TYPE, HEN	116.00		116.00	40	116.00	40
NECKS, TOM	39.00-41.00		39.85	94	40.79	134
NECKS, HEN	36.00-37.00		36.93	50	36.93	50
BREASTS, B/S, TOM 3/						
BREASTS, B/S, TOM--FRESH 3/	206.00-212.00		207.38	26	207.71	326
THIGH MEAT		W	114.00	20	114.00	40
THIGH MEAT--FRESH	121.00-125.00		122.33	60	120.52	166
BREAST TRIM MEAT	141.00		141.00	4	141.00	4
SCAPULA MEAT		M	138.00	40	138.00	40
WING MEAT WITH SKIN		W	95.75	80	95.75	80
TENDERLOINS		F	158.00	10		
DESTRAPPED TENDERS	162.00		162.00	460	162.00	460
DESTRAPPED TENDERS--FRESH		T	166.00	40	166.00	40
MECHANICALLY SEPARATED 4/	39.00		39.00	40	39.00	40
MECHANICALLY SEPARATED--FRESH 4/	35.00-38.00		36.83	240	36.70	400

EXPORT TRADING

DRUMSTICKS, TOMS		W	79.08	162	79.08	162
WINGS FULL-CUT - TOMS						
WINGS, V-TYPE, TOM		W	63.00	108	63.00	108
TAILS	56.00		56.00	56	56.00	56
MECHANICALLY SEPARATED 4/		W	38.00	40	38.00	40
THIGH MEAT - FROZEN	114.00-117.0		116.00	120	115.40	200

1/ CODES FOR LAST SIGNIFICANT TRADE (L.S.T.):

M=MONDAY T=TUESDAY W=WEDNESDAY R=THURSDAY F=FRIDAY

2/ Breasts are bagged; rib, back, and wing meat included; and basted.

3/ Boneless and skinless without tenderloins.

4/ 15-20% fat with skin added.