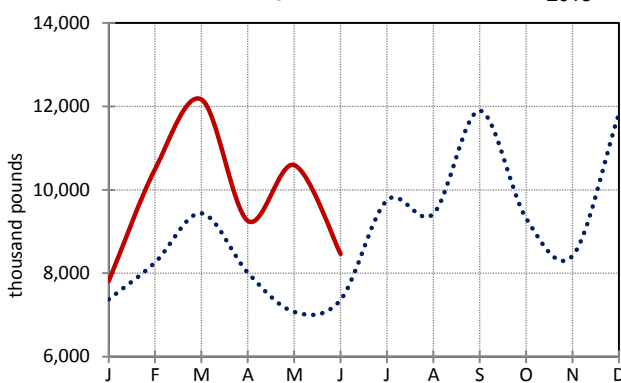


\*Beginning on August 12, 2013 this report will be discontinued and the data it contains will be added to the Imported Meat For Entry in the U.S. By Country report found at <http://www.ams.usda.gov/mnreports/lswimpe.pdf>.

**Federally Inspected Imports of Poultry Product to the U.S. (raw, in pounds) (preliminary)**

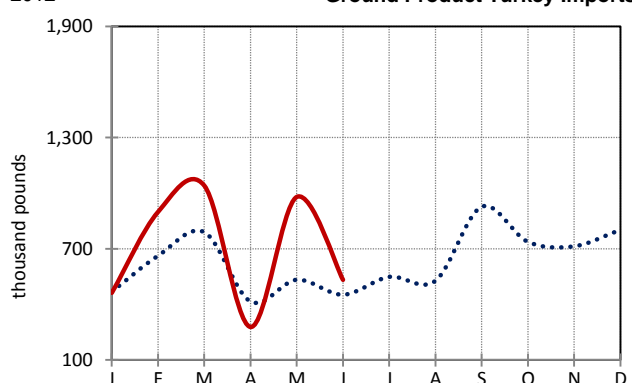
| Week ending:       | Whole Product <sup>1/</sup> |           |             |                       | Ground Product |           |
|--------------------|-----------------------------|-----------|-------------|-----------------------|----------------|-----------|
|                    | Chicken                     | Turkey    | Ducks/Geese | Ratites <sup>2/</sup> | Chicken        | Turkey    |
| 7/27/2013          | 2,653,450                   | 216,198   | 57,710      | 0                     | 566,557        | 162,164   |
| 7/20/2013          | 2,017,282                   | 98,981    | 56,157      | 0                     | 614,787        | 259,908   |
| 7/28/2012          | 2,271,796                   | 110,344   | 53,411      | 0                     | 131,115        | 244,964   |
| 2013 Year to Date* | 66,899,975                  | 6,883,077 | 2,593,110   | 0                     | 13,488,104     | 4,741,708 |
| 2012 Year to Date* | 57,264,376                  | 7,166,427 | 1,595,283   | 2,532                 | 2,352,496      | 3,869,763 |
| <b>Month of :</b>  |                             |           |             |                       |                |           |
| Jun 2013           | 8,463,382                   | 986,376   | 286,398     | 0                     | 1,761,581      | 532,494   |
| May 2013           | 10,593,650                  | 1,033,322 | 227,436     | 0                     | 2,222,479      | 979,805   |
| Jun 2012           | 7,362,690                   | 1,236,064 | 261,353     | 0                     | 278,286        | 452,079   |

**Whole Product Chicken Imports**

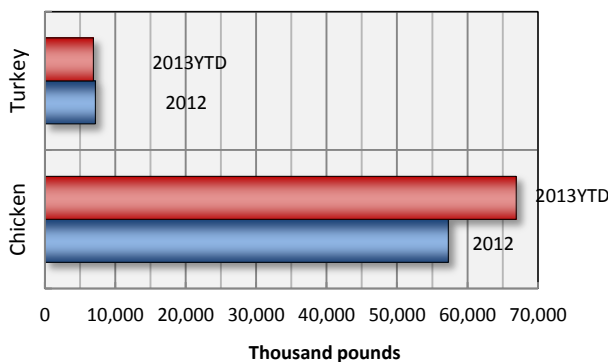


2013 — 2012

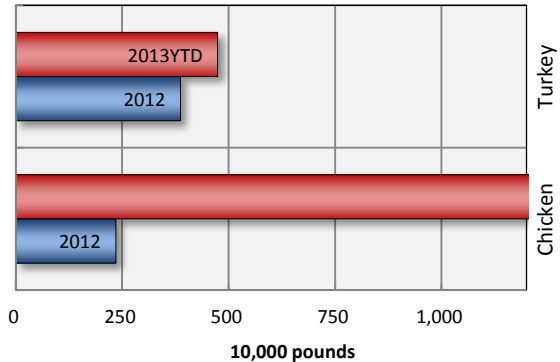
**Ground Product Turkey Imports**



**Whole Product**



**Total Annual Imports**



**Notes:**

1/: Whole product includes raw, bone-in and boneless cuts, whole birds, and parts.

2/: Ratites include ostrich and emu.

Report includes product inspected by the USDA Food Safety and Inspection Service (FSIS).

\*Note: Year to-date totals reflect comparable time periods.