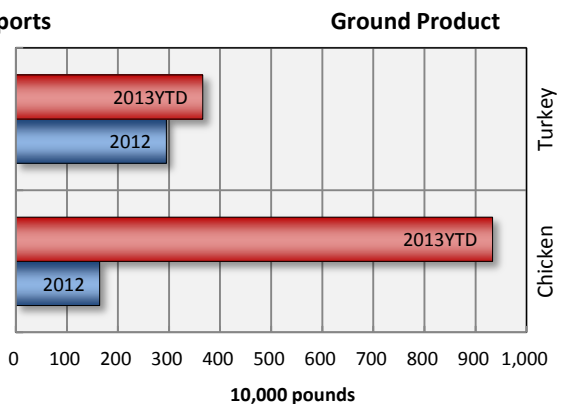
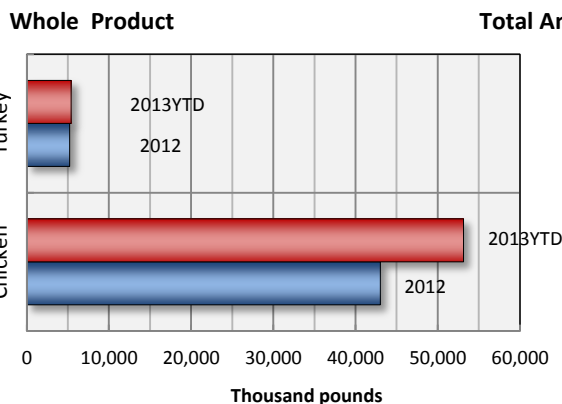
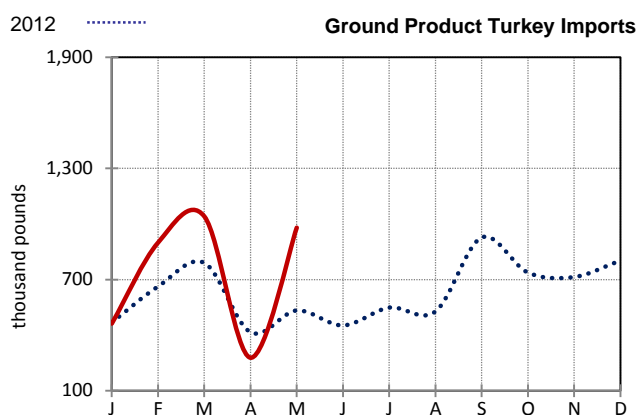
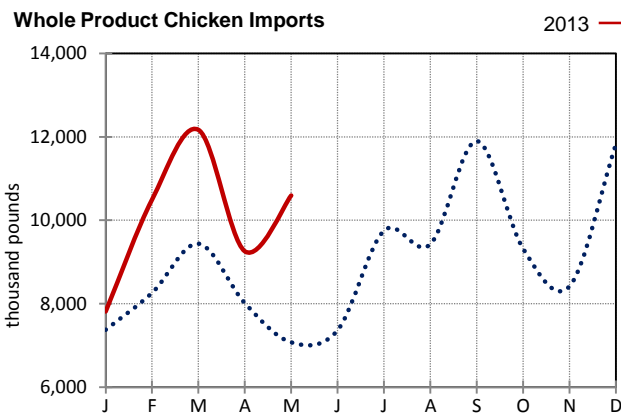


Federally Inspected Imports of Poultry Product to the U.S. (raw, in pounds) (preliminary)

Week ending:	Whole Product ^{1/}				Ground Product	
	Chicken	Turkey	Ducks/Geese	Ratites ^{2/}	Chicken	Turkey
6/8/2013	2,798,469	142,036	35,158	0	87,980	0
6/1/2013	2,212,791	68,026	70,156	0	40,600	247,563
6/9/2012	1,801,052	168,378	6,842	0	52,080	39,684
2013 Year to Date*:	53,123,464	5,385,998	2,125,521	0	9,333,601	3,660,528
2012 Year to Date*:	43,001,951	5,204,450	1,294,024	2,532	1,642,466	2,948,622
Month of :						
May 2013	10,593,650	1,033,322	227,436	0	2,222,479	979,805
Apr 2013	9,255,593	859,231	293,668	0	1,419,647	278,222
May 2012	7,070,932	610,627	224,612	0	207,771	532,992



Notes:

1/: Whole product includes raw, bone-in and boneless cuts, whole birds, and parts.
 2/: Ratites include ostrich and emu.
 Report includes product inspected by the USDA Food Safety and Inspection Service (FSIS).
 *Note: Year to-date totals reflect comparable time periods.