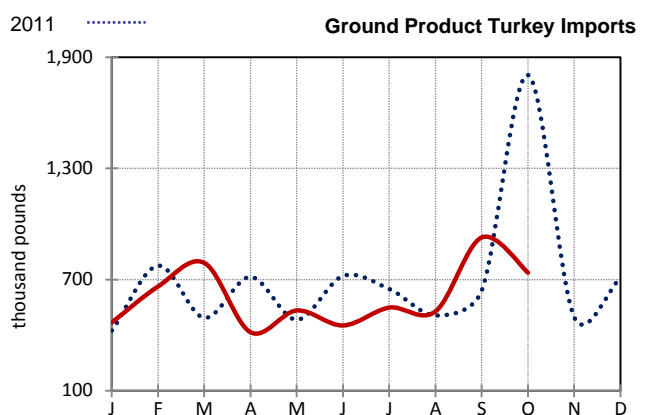
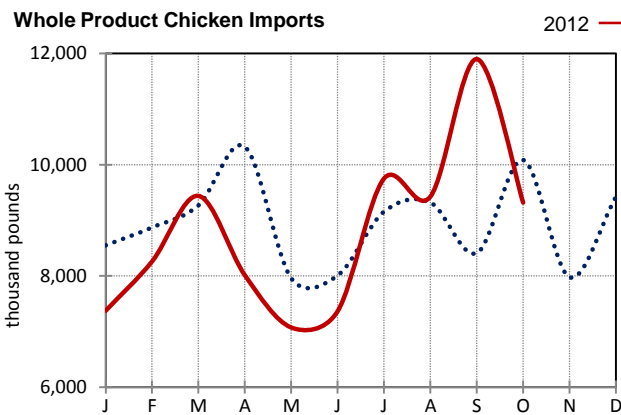


Federally Inspected Imports of Poultry Product to the U.S. (raw, in pounds) (preliminary)

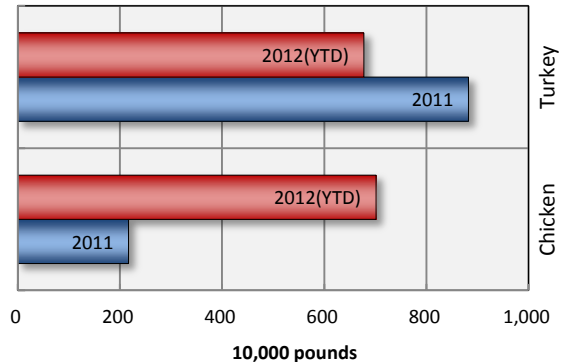
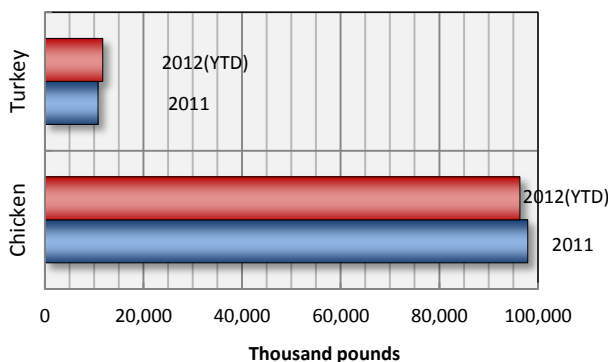
Week ending:	Whole Product ^{1/}				Ground Product	
	Chicken	Turkey	Ducks/Geese	Ratites ^{2/}	Chicken	Turkey
11/24/2012	1,621,298	144,246	30,798	0	7,505	124,200
11/17/2012	2,227,050	328,138	17,099	0	435,596	124,200
11/26/2011	1,674,853	154,705	64,877	0	28,726	165,600
2012 Year to Date*:	96,323,469	11,732,893	2,421,797	12,240	7,014,077	6,775,666
2011 Year to Date*:	97,914,184	10,774,611	2,841,005	22,574	2,168,314	8,822,616
Month of :						
Oct 2012	9,317,385	889,301	189,597	0	1,641,035	737,194
Sep 2012	11,899,252	1,513,657	263,969	9,708	1,447,265	927,282
Oct 2011	10,083,963	887,642	228,954	0	148,000	1,803,262



Whole Product

Total Annual Imports

Ground Product



Notes:

1/: Whole product includes raw, bone-in and boneless cuts, whole birds, and parts.

2/: Ratites include ostrich and emu.

Report includes product inspected by the USDA Food Safety and Inspection Service (FSIS).

*Note: Year to-date totals reflect comparable time periods.