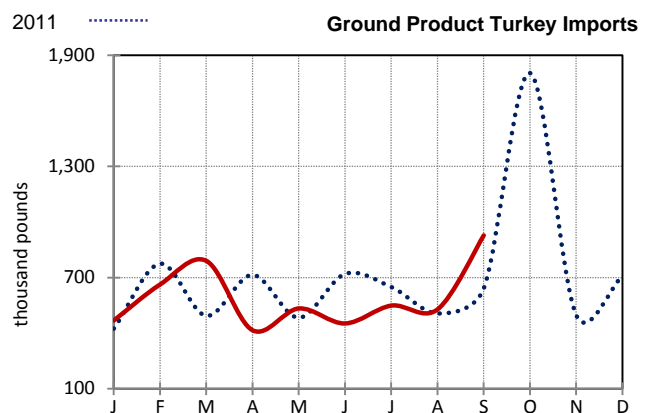
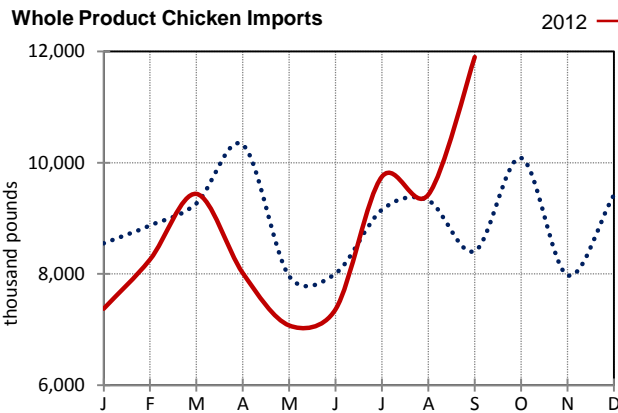


Federally Inspected Imports of Poultry Product to the U.S. (raw, in pounds) (preliminary)

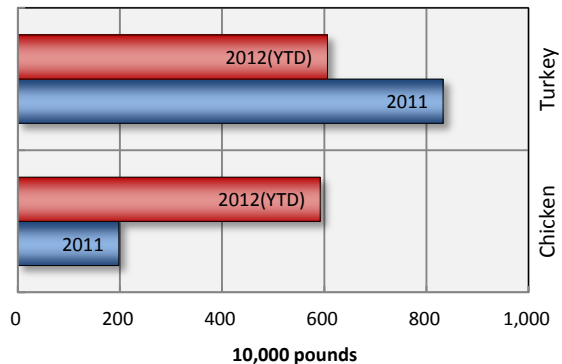
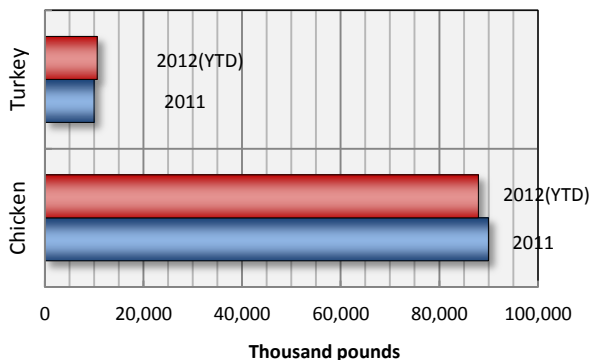
Week ending:	Whole Product ^{1/}				Ground Product	
	Chicken	Turkey	Ducks/Geese	Ratites ^{2/}	Chicken	Turkey
10/27/2012	2,434,918	215,070	42,232	0	459,974	147,306
10/20/2012	2,454,250	187,340	65,838	0	309,198	244,934
10/29/2011	1,959,966	145,923	94,354	0	228	218,548
2012 Year to Date*:	87,905,575	10,609,139	2,230,364	12,240	5,920,499	6,062,180
2011 Year to Date*:	89,938,727	9,978,938	2,536,230	22,574	1,979,084	8,325,816
Month of :						
Sep 2012	11,899,252	1,513,657	263,969	9,708	1,447,265	927,282
Aug 2012	9,424,562	1,039,754	181,515	0	479,703	527,941
Sep 2011	8,409,054	849,600	189,853	0	351,178	640,896



Whole Product

Total Annual Imports

Ground Product



Notes:

1/: Whole product includes raw, bone-in and boneless cuts, whole birds, and parts.

2/: Ratites include ostrich and emu.

Report includes product inspected by the USDA Food Safety and Inspection Service (FSIS).

*Note: Year to-date totals reflect comparable time periods.