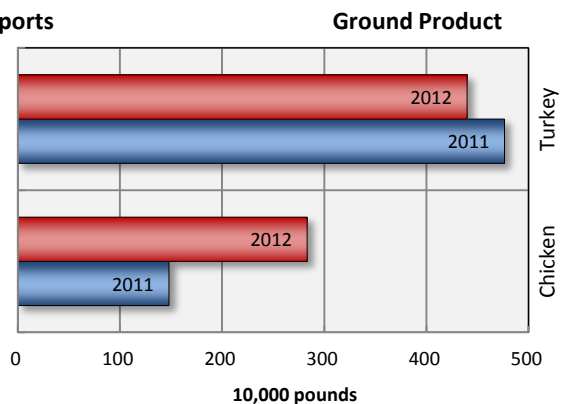
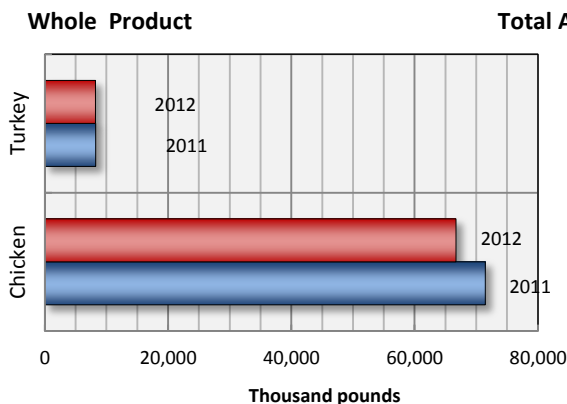
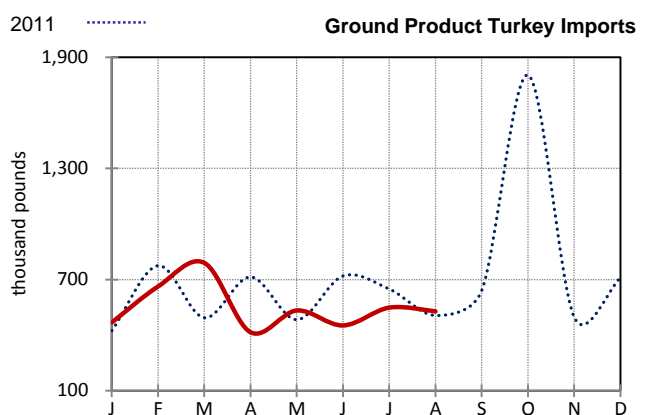
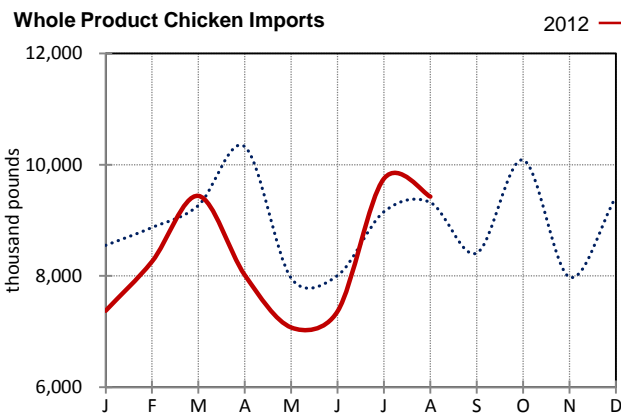


Federally Inspected Imports of Poultry Product to the U.S. (raw, in pounds) (preliminary)

Week ending:	Whole Product ^{1/}				Ground Product	
	Chicken	Turkey	Ducks/Geese	Ratites ^{2/}	Chicken	Turkey
8/25/2012	2,373,620	161,468	56,988	0	91,440	247,200
8/18/2012	2,132,002	298,618	79,755	0	117,598	40,935
8/27/2011	2,140,023	283,706	20,298	0	927	0
2012 Year to Date*:	66,688,938	8,206,181	1,776,798	2,532	2,832,199	4,397,704
2011 Year to Date*:	71,445,710	8,241,696	2,117,423	22,574	1,479,906	4,763,864
Month of :						
Aug 2012	9,424,562	1,039,754	181,515	0	479,703	527,941
Jul 2012	9,749,051	988,663	238,784	0	525,230	548,541
Aug 2011	9,319,852	696,997	211,922	8,609	206,146	506,124



Notes:

- 1/: Whole product includes raw, bone-in and boneless cuts, whole birds, and parts.
- 2/: Ratites include ostrich and emu.
- Report includes product inspected by the USDA Food Safety and Inspection Service (FSIS).
- *Note: Year to-date totals reflect comparable time periods.