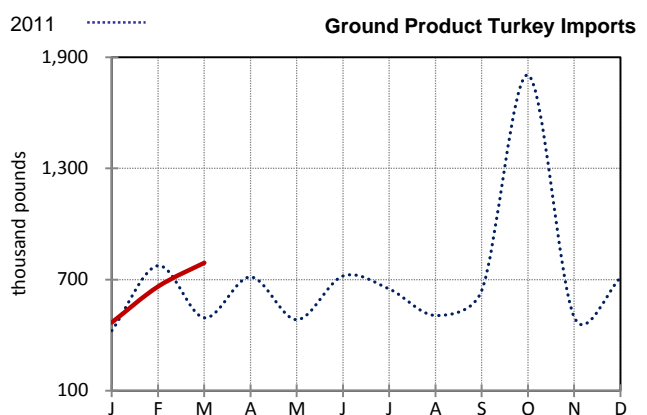
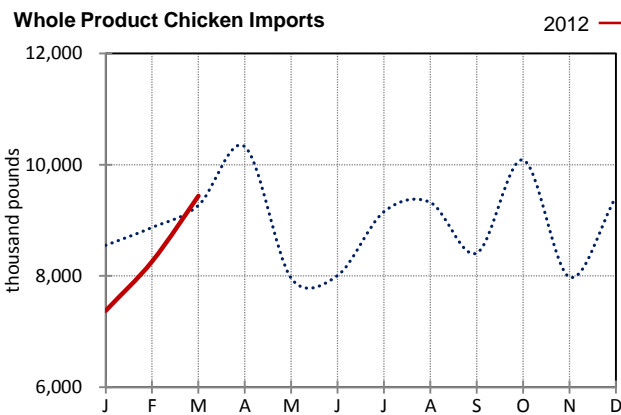
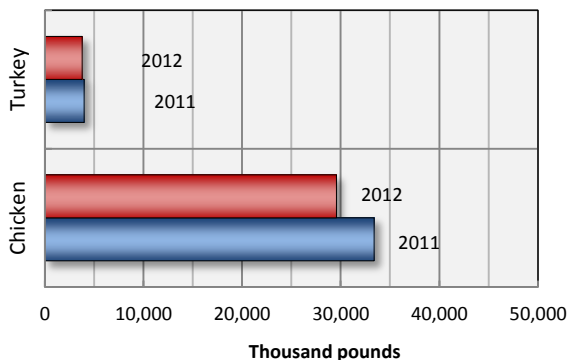


**Federally Inspected Imports of Poultry Product to the U.S. (raw, in pounds) (preliminary)**

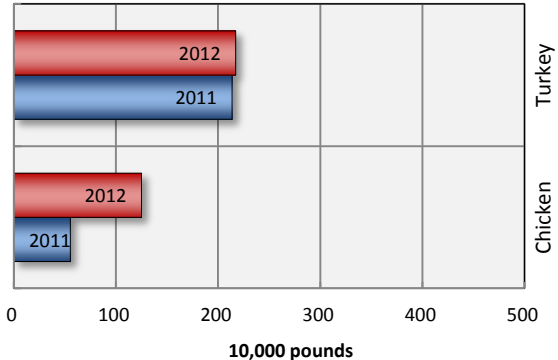
Week ending:	Whole Product <sup>1/</sup>				Ground Product	
	Chicken	Turkey	Ducks/Geese	Ratites <sup>2/</sup>	Chicken	Turkey
4/14/2012	1,663,908	1,666	96,575	0	40,600	41,400
4/7/2012	2,828,397	164,289	48,783	2,532	80,317	210,021
4/16/2011	2,148,690	264,002	11,614	0	0	158
2012 Year to Date*:	29,561,756	3,780,663	772,328	2,532	1,250,314	2,172,158
2011 Year to Date*:	33,381,925	3,980,670	1,029,520	13,965	553,929	2,136,941
<b>Month of :</b>						
Mar 2012	9,438,106	1,737,404	230,197	0	409,783	789,970
Feb 2012	8,258,885	1,043,049	229,861	0	152,222	662,291
Mar 2011	9,267,427	912,570	266,293	0	83,612	493,465



**Whole Product**



**Total Annual Imports**



**Notes:**

1/: Whole product includes raw, bone-in and boneless cuts, whole birds, and parts.

2/: Ratites include ostrich and emu.

Report includes product inspected by the USDA Food Safety and Inspection Service (FSIS).

\*Note: Year to-date totals reflect comparable time periods.