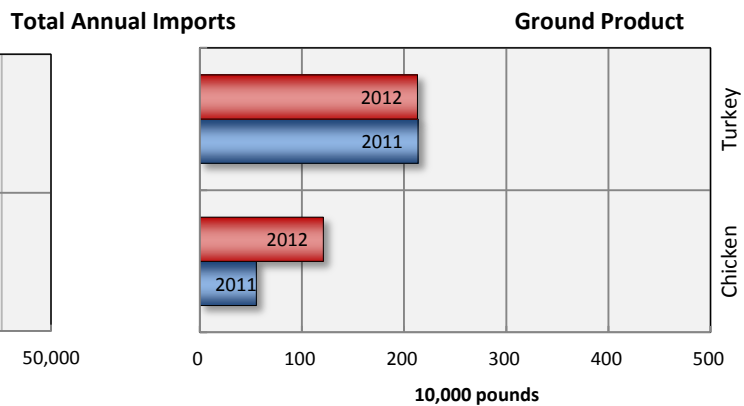
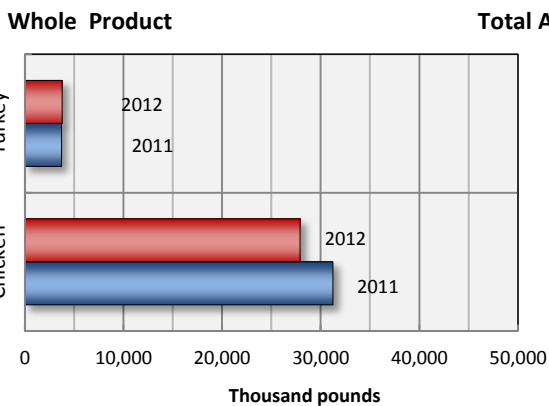
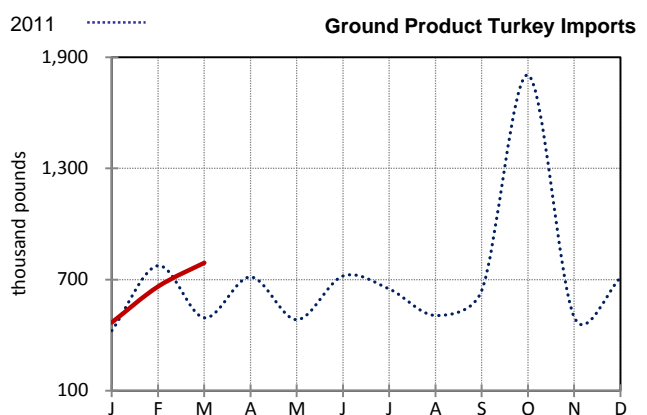
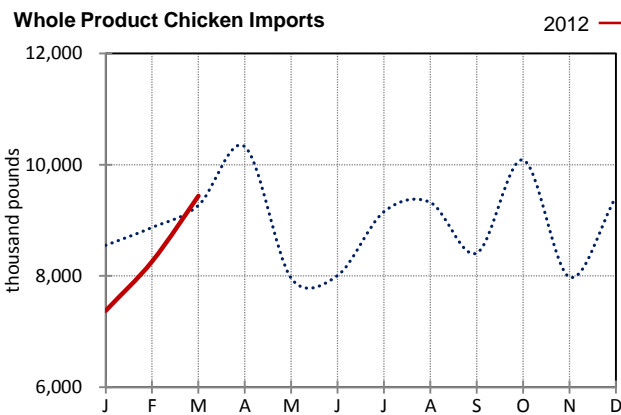


Federally Inspected Imports of Poultry Product to the U.S. (raw, in pounds) (preliminary)

Week ending:	Whole Product ^{1/}				Ground Product	
	Chicken	Turkey	Ducks/Geese	Ratites ^{2/}	Chicken	Turkey
4/7/2012	2,828,397	164,289	48,783	2,532	80,317	210,021
3/31/2012	2,134,345	431,228	43,900	0	5,130	103,759
4/9/2011	2,245,327	426,957	61,805	0	0	207,000
2012 Year to Date*:	27,897,848	3,778,997	675,753	2,532	1,209,714	2,130,758
2011 Year to Date*:	31,233,235	3,716,668	1,017,906	13,965	553,929	2,136,783
Month of :						
Mar 2012	9,438,106	1,737,404	230,197	0	409,783	789,970
Feb 2012	8,258,885	1,043,049	229,861	0	152,222	662,291
Mar 2011	9,267,427	912,570	266,293	0	83,612	493,465



Notes:

- 1/: Whole product includes raw, bone-in and boneless cuts, whole birds, and parts.
- 2/: Ratites include ostrich and emu.
- Report includes product inspected by the USDA Food Safety and Inspection Service (FSIS).
- *Note: Year to-date totals reflect comparable time periods.