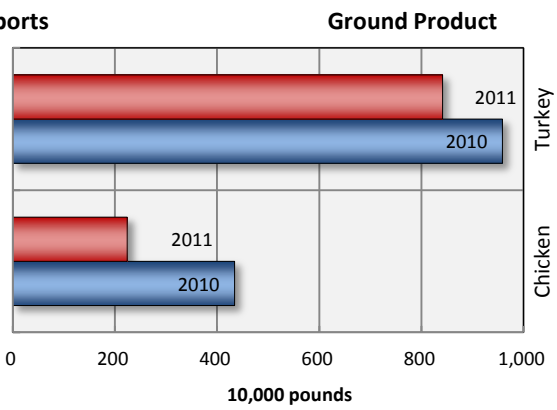
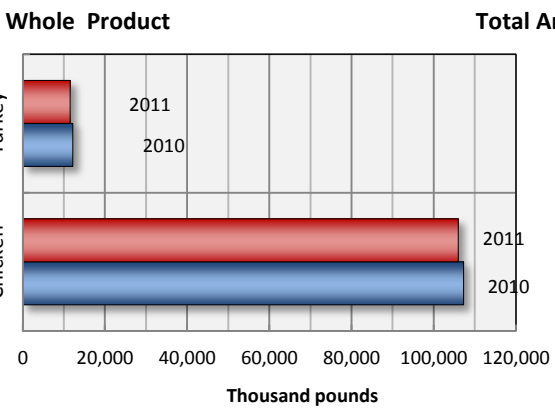
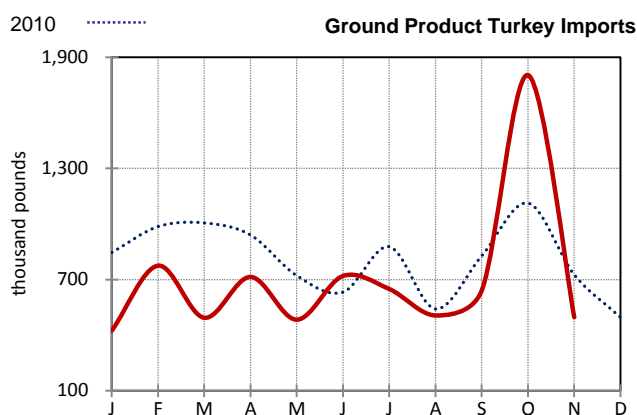
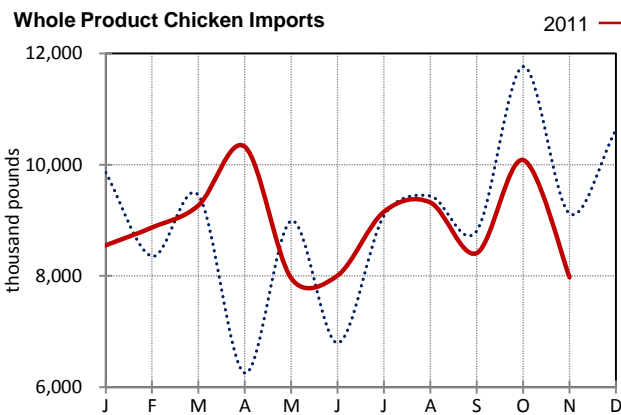


**Federally Inspected Imports of Poultry Product to the U.S. (raw, in pounds) (preliminary)**

Week ending:	Whole Product <sup>1/</sup>				Ground Product	
	Chicken	Turkey	Ducks/Geese	Ratites <sup>2/</sup>	Chicken	Turkey
12/24/2011	1,414,555	140,215	24,211	0	4,460	249,857
12/17/2011	1,714,118	201,067	106,895	0	49,892	41,400
12/25/2010	1,719,288	299,693	6,203	631	39,600	82,800
2011 Year to Date*:	105,937,385	11,498,837	3,014,920	22,574	2,240,220	8,413,697
2010 Year to Date*:	107,235,797	12,148,716	2,849,464	34,336	4,342,519	9,585,177
<b>Month of :</b>						
Nov 2011	7,975,457	795,673	304,775	0	189,230	496,800
Oct 2011	10,083,963	887,642	228,954	0	148,000	1,803,262
Nov 2010	9,120,568	1,154,250	283,925	0	277,710	725,980



**Notes:**  
 1/: Whole product includes raw, bone-in and boneless cuts, whole birds, and parts.  
 2/: Ratites include ostrich and emu.  
 Report includes product inspected by the USDA Food Safety and Inspection Service (FSIS).  
 \*Note: Year to-date totals reflect comparable time periods.