



USDA Weekly Retail Chicken Feature Activity

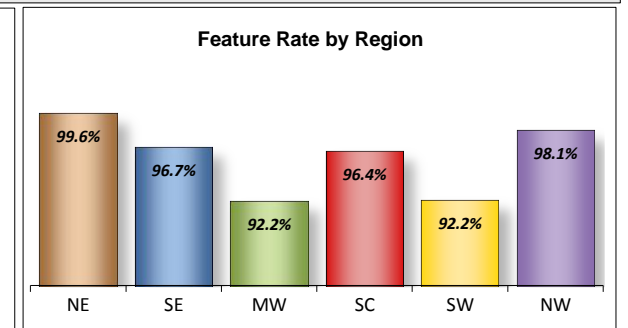
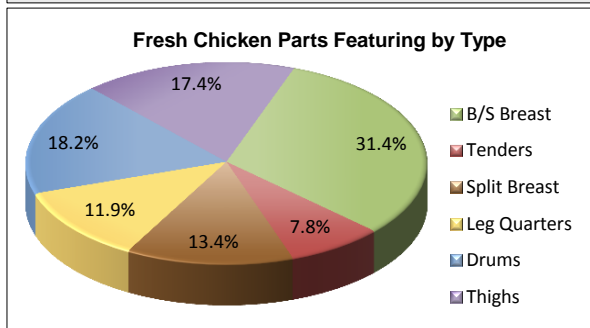
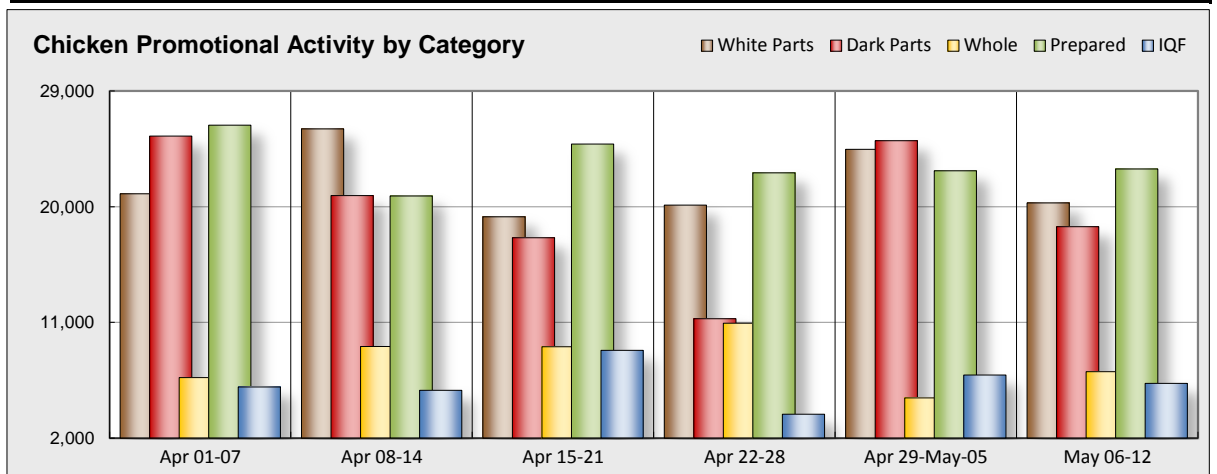
Advertised Prices for Chicken to Consumers at Major Retail Supermarket Outlets during the period of 05/06 thru 05/12.
(prices in dollars per pound, fresh tray-pack product unless otherwise noted)

Fri. May 06, 2011

NATIONAL SUMMARY			
	THIS WEEK	LAST WEEK	LAST YEAR
Feature Rate ^{1/}	96.0% of 19,500 outlets	94.7% of 19,500 outlets	93.9% of 19,200 outlets
Special Rate ^{4/}	26.9%	15.5%	12.4%
Activity Index ^{2/}	75,570	84,970	82,640
WHOLE BIRD:	Stores ^{3/} /3 Wtd Avg	Stores /3 Wtd Avg	Stores /3 Wtd Avg
bagged fryer	2,800 1.02	3,440 1.10	4,360 1.07
cut-up fryer	910 1.41	740 1.25	1,870 1.31
bagged roaster	3,340 1.16	560 1.24	2,020 1.10
Cornish (frs/frz)	120 2.57	390 2.32	1,450 1.53
PARTS:			
Bnls/Sknls Breast			
regular pack	5,310 2.81	7,750 2.94	7,590 2.35
value pack	3,260 2.27	2,430 2.31	3,740 2.66
thin sliced	2,220 3.74	2,300 3.99	3,310 3.58
marinated	200 2.53	120 4.26	230 3.44
Breast Tenders			
regular pack	2,080 2.98	3,380 3.23	3,740 2.69
value pack	640 2.35	200 2.32	170 2.09
Split, bn-in Breast			
regular pack	2,570 1.86	3,300 1.57	2,710 1.64
value pack	2,130 1.41	2,540 1.18	2,340 1.32
Whole Wings	1,890 1.85	2,450 2.02	1,020 1.66
Leg Quarters			
tray pack	3,150 0.90	2,410 0.91	1,090 0.64
bagged	1,010 0.60	1,360 0.60	910 0.51
Legs	320 1.02	780 1.09	220 1.02
Thighs			
regular pack	2,060 1.48	2,680 1.35	3,530 1.39
value pack	4,050 1.09	6,180 1.10	3,480 1.08
Drumsticks			
regular pack	2,150 1.45	2,910 1.31	3,790 1.35
value pack	4,220 1.09	6,460 1.11	3,780 1.07
Bnls/Sknls Thighs			
regular pack	880 2.30	1,620 2.25	2,720 2.26
value pack	610 2.20	740 2.13	150 2.41
9-pc Combos			
drum-thigh-breast		310 1.48	380 1.16
drum-thigh-wing	450 1.16	210 1.18	80 1.32
IQF			
B/S Breast	3,000 2.20	3,220 2.36	4,240 2.39
Tenders	1,250 2.36	1,680 2.34	2,120 2.50
Wings	1,420 1.83	1,160 2.08	550 2.05
Party Wings	590 1.74	850 1.90	120 2.19

This Week's Chicken Feature Highlights

The activity index gains little ground following the holidays. Incentives to purchase attempt to take up the slack posting opportunities everywhere to pick up an extra pack. Roasters reappear for some strange reason, evidently clearances were not as expected, pricing is lower than the past week. B/S breast and tenders lower pricing, split breast increase costs, wings attempt to draw consumers interest. Leg quarters offer more tray pack; thighs, drumsticks, and B/S thighs push pricing higher. IQF parts offer less volume at lower pricing, nothing special here. Prepared foods try a different mix this week, bulk packs of fried are pushed at the marquee for graduation parties. Specialty chicken holds its position, organics drift lower, no reason to linger here. The approaching ad periods sports a mid-month payday on the weekend. Hopefully retailers will pick the right item at the right time to take advantage of a hard pressed food dollar in consumers tight clenched hands.



All report information gathered from publicly available sources including store circulars, newspaper ads, and retailer websites.
^{1/} **Feature Rate:** the amount of sampled stores advertising any reported chicken item during the current week, expressed as a percentage of the total sample. ^{2/} **Activity Index:** a measure of the absolute frequency of feature activity equal to the total number of stores for each advertised chicken item (e.g., a retailer with 100 outlets featuring 3 chicken items has an activity index of 300). ^{3/} **Stores/Avg:** the total number of advertising outlets and the weighted average price weighted by the respective number of outlets. ^{4/} **Special Rate:** the percentage of sampled stores with a no-price promotion (e.g., buy 1, get 1 free, etc.)



USDA Weekly Retail Chicken Feature Activity

Advertised Prices for Chicken to Consumers at Major Retail Supermarket Outlets during the period of 05/06 thru 05/12.

(prices in dollars per pound, fresh tray-pack product unless otherwise noted)

Fri. May 06, 2011

	NORTHEAST U.S. (CT,DE,MA,MD,ME,NH,NJ,NY,PA,RI,VT)				SOUTHEAST U.S. (AL,FL,GA,MS,NC,SC,TN,VA,WV)				MIDWEST U.S. (IA,IL,IN,KY,MI,MN,ND,NE,OH,SD,WI)			
Feature Rate 1/ Special Rate 2/ Activity Index 3/	99.6% of 3,900 sampled outlets 29.8% of stores w/ no-price promotions Activity Index = 15,730				96.7% of 5,100 sampled outlets 46.9% of stores w/ no-price promotions Activity Index = 10,630				92.2% of 3,300 sampled outlets 17.0% of stores w/ no-price promotions Activity Index = 7,970			
WHOLE BIRD:	Price Range		Stores	Wtd Avg 4/	Price Range		Stores	Wtd Avg 4/	Price Range		Stores	Wtd Avg 4/
bagged fryer	0.78 - 1.69		650	1.24	0.88 - 1.18		110	0.98	0.79 - 1.29		570	0.98
cut-up fryer	1.19 - 1.59		190	1.56					1.23 - 1.49		300	1.35
bagged roaster	0.77 - 1.49		1,550	1.07	0.77 - 1.29		1,720	1.24	1.29		20	1.29
Cornish (frs/frz)	2.29 - 2.59		100	2.48								
PARTS:	Processor Brand	Store Brand	Stores	Wtd Avg	Processor Brand	Store Brand	Stores	Wtd Avg	Processor Brand	Store Brand	Stores	Wtd Avg
Bnls/Sknls Breast												
regular pack	2.29 - 2.99	1.69 - 3.99	930	2.67	1.99 - 2.99	1.68 - 2.99	1,700	2.77	2.49 - 3.99	1.69 - 2.99	480	2.48
value pack	1.99 - 2.99	1.68 - 2.99	840	2.60	1.98 - 1.99	1.77 - 2.99	790	2.18	1.97 - 1.98	1.49 - 2.99	350	2.00
thin sliced	3.99 - 4.99	2.98 - 4.29	970	4.21		2.65	220	2.65	2.89 - 2.99	2.99	100	2.98
marinated						5.99	20	5.99		1.99 - 2.99	180	2.15
Breast Tenders												
regular pack	1.99 - 2.99	2.99 - 3.99	1,090	3.15		1.49 - 2.99	300	2.67	1.99 - 2.99	2.49 - 2.99	160	2.83
value pack	1.99	1.99 - 2.99	90	2.44	2.98	1.99 - 2.99	80	2.45	1.97 - 2.10	1.99 - 2.97	110	2.13
Split, bn-in Breast												
regular pack	1.29 - 1.99	1.49 - 2.99	860	1.98	1.29 - 1.45	0.98 - 1.79	100	1.26	0.99 - 2.99	0.88 - 1.39	840	1.70
value pack		1.19 - 1.99	610	1.39	1.79	0.99 - 1.69	750	1.52	1.39 - 1.66	0.99 - 1.59	270	1.51
Whole Wings	1.69 - 1.99	0.99 - 1.99	960	1.86	1.29	0.88 - 1.99	470	1.79	1.49 - 1.99	1.49 - 2.19	270	2.02
Leg Quarters												
tray pack	0.69 - 0.99	0.49 - 0.99	1,570	0.81		0.79 - 0.99	340	0.95	0.79 - 0.88	0.49 - 0.99	340	0.86
bagged	0.79	0.39 - 0.59	70	0.48	0.59	0.65 - 0.69	330	0.63		0.49 - 0.69	110	0.58
Legs	0.99	0.99 - 1.29	210	1.03	0.98	0.99 - 1.00	70	0.99		1.00	20	1.00
Thighs												
regular pack	1.29 - 1.49	0.99 - 1.39	380	1.41	1.29 - 1.49		50	1.47	0.99 - 1.99	0.97	610	1.20
value pack	0.99 - 1.29	0.99 - 1.29	1,320	1.14	0.82 - 0.99	0.89 - 1.29	530	1.13	0.98 - 1.66	0.79 - 1.00	550	1.02
Drumsticks												
regular pack	0.99 - 1.59	0.99 - 1.39	560	1.29	1.29 - 1.49	0.99	80	1.27	0.99 - 1.99	0.89 - 0.97	490	1.20
value pack	0.99 - 1.39	0.79 - 1.29	1,170	1.18	0.82 - 0.99	0.89 - 1.29	490	1.14	0.98 - 1.66	0.68 - 0.99	690	1.04
Bnls/Sknls Thighs												
regular pack		1.99 - 2.69	560	2.42		2.49	40	2.49		1.79	10	1.79
value pack		1.99 - 2.27	110	2.02		2.27	190	2.27				
9-pc Combos												
drum-thigh-breast												
drum-thigh-wing	1.31	1.18	240	1.30						0.99	200	0.99
IDE												
B/S Breast	2.40		50	2.40		1.75 - 2.80	1,080	2.27		1.60 - 2.80	780	2.21
Tenders						1.75 - 2.80	630	2.33		2.33 - 2.80	250	2.52
Wings		1.50 - 2.00	470	1.94		1.58	450	1.58		1.99 - 2.00	200	1.99
Party Wings	1.00	1.75 - 2.00	180	1.22	2.66	1.57 - 1.79	90	2.42		2.00	70	2.00



USDA Weekly Retail Chicken Feature Activity

Advertised Prices for Chicken to Consumers at Major Retail Supermarket Outlets during the period of 05/06 thru 05/12.

(prices in dollars per pound, fresh tray-pack product unless otherwise noted)

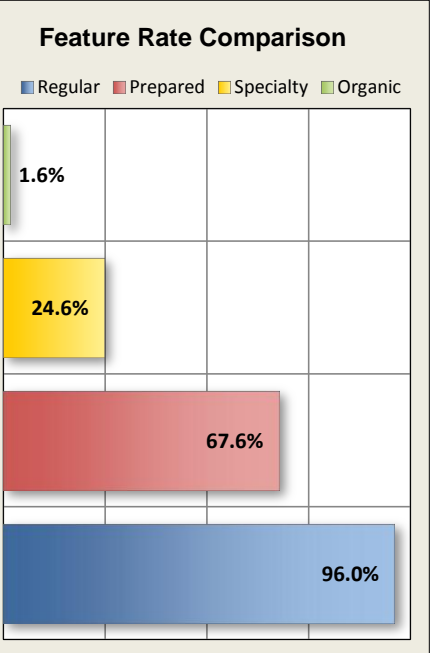
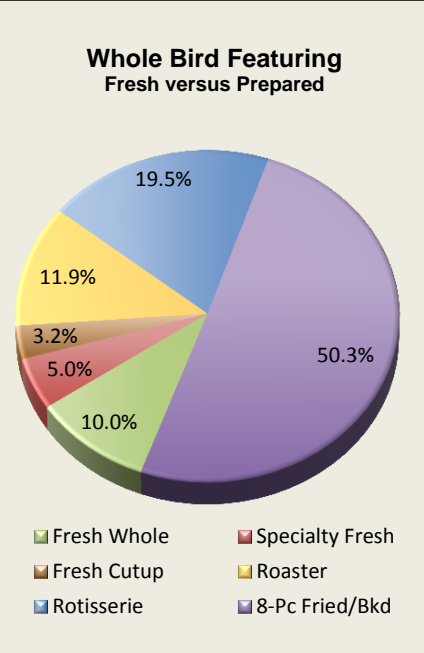
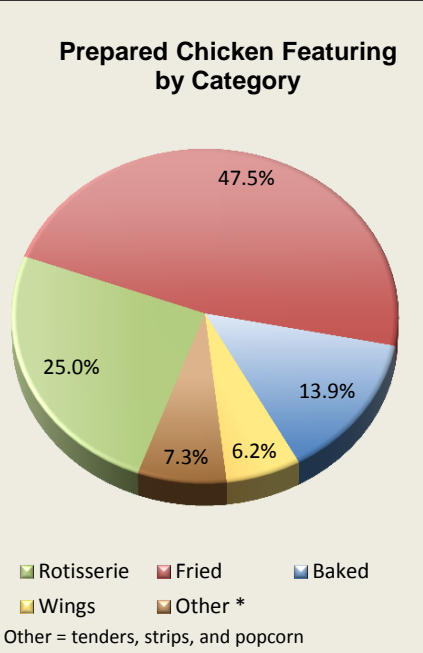
Fri. May 06, 2011

	SOUTH CENTRAL U.S. (AR,AZ,CO,KS,LA,MO,NM,OK,TX,UT)				SOUTHWEST U.S. (CA,NV)				NORTHWEST U.S. (ID,MT,OR,WA,WY)				
Feature Rate 1/ Special Rate 2/ Activity Index 3/	96.4% of 3,600 sampled outlets 13.0% of stores w/ no-price promotions Activity Index = 7,140				92.2% of 2,500 sampled outlets 21.2% of stores w/ no-price promotions Activity Index = 8,220				98.1% of 1,100 sampled outlets 11.3% of stores w/ no-price promotions Activity Index = 2,940				
WHOLE BIRD:	Price Range		Stores	Wtd Avg 4/	Price Range		Stores	Wtd Avg 4/	Price Range		Stores	Wtd Avg 4/	
bagged fryer	0.59 - 1.19		880	0.88	0.99 - 1.29		570	1.04	0.99		20	0.99	
cut-up fryer	1.69		20	1.69	1.19 - 1.49		360	1.35	1.48		40	1.48	
bagged roaster	1.19		50	1.19									
Cornish (frs/frz)	2.99		20	2.99									
PARTS:	Processor Brand	Store Brand	Stores	Wtd Avg	Processor Brand	Store Brand	Stores	Wtd Avg	Processor Brand	Store Brand	Stores	Wtd Avg	
Bnls/Sknls Breast													
regular pack	1.77 - 2.99	1.00 - 1.99	930	2.33	2.49 - 4.99	1.99 - 2.69	900	3.79	3.99	1.87 - 1.99	370	2.62	
value pack	1.98 - 2.49	1.57 - 3.99	470	2.21	1.97	1.69 - 2.49	560	2.10		1.98 - 2.49	250	2.33	
thin sliced marinated					4.49	2.49 - 3.99	690	3.46		3.99	240	3.99	
Breast Tenders													
regular pack	2.49 - 2.77	1.79	230	2.61	1.97 - 4.49		260	3.21		1.99	40	1.99	
value pack	1.98 - 2.49	1.29 - 2.19	70	2.19	1.97	2.49	290	2.42					
Split, bn-in Breast													
regular pack					0.99 - 2.49	0.99 - 1.29	320	2.16	1.98	1.69 - 1.99	450	1.87	
value pack	1.59 - 1.79	0.99 - 1.39	140	1.42	0.99	0.99 - 1.29	230	1.04		0.99 - 1.29	130	1.27	
Whole Wings	1.59 - 1.79	0.99 - 1.47	100	1.46		1.88	70	1.88		1.98	20	1.98	
Leg Quarters													
tray pack		0.59 - 1.29	270	0.95		0.97 - 0.99	300	0.97		0.99 - 1.29	330	1.21	
bagged		0.49 - 0.69	490	0.61		0.59	10	0.59					
Legs		1.00	20	1.00									
Thighs													
regular pack	0.79 - 1.39	1.19	150	1.18	1.18 - 2.29	1.29	770	1.83	1.99	0.99	100	1.27	
value pack	0.88 - 1.29	0.88 - 1.29	700	1.05	0.99	0.97 - 1.29	560	0.99	1.29	0.95 - 1.29	390	1.19	
Drumsticks													
regular pack	0.79 - 1.39	1.19	150	1.18	1.18 - 2.29	1.29	770	1.83	1.99	0.99	100	1.27	
value pack	0.88 - 1.29	0.69 - 1.29	860	1.00	0.99	0.69 - 1.29	620	0.96	1.29	0.95 - 1.29	390	1.19	
Bnls/Sknls Thighs													
regular pack	2.49	1.88 - 1.99	80	2.14	1.97	1.88 - 1.99	190	1.97					
value pack						1.99 - 2.29	270	2.27		1.99	40	1.99	
9-pc Combos													
drum-thigh-breast					1.19		10	1.19					
drum-thigh-wing													
ID	B/S Breast	1.66 - 2.40	1.63 - 2.40	760	2.18		1.99 - 2.00	300	1.99	1.33	1.78 - 1.99	30	1.74
	Tenders	2.40	1.66 - 2.40	370	2.31								
	Wings	2.00	1.58	170	1.87		1.99	130	1.99				
	Party Wings		1.75	210	1.75		2.00	40	2.00				



USDA Weekly Retail Chicken Feature Activity - Prepared Chicken
Advertised Prices for Chicken to Consumers at Major Retail Supermarket Outlets during the period of 05/06 thru 05/12.
 (prices in dollars per unit or per pound unless otherwise noted)

PREPARED FOODS NATIONAL SUMMARY						
	THIS WEEK		LAST WEEK		LAST YEAR	
Feature Rate ^{1/}	67.6% of 19,500 outlets		76.5% of 19,500 outlets		57.7% of 19,200 outlets	
Activity Index ^{3/}	22,940		22,800		20,930	
	Stores	Wtd Avg	Stores	Wtd Avg	Stores	Wtd Avg
ROTISSERIE:						
Whole Bird						
< 2 lbs.	5,440	5.60	4,860	5.75	6,920	5.63
2.1-3.0 lbs.	20	7.49	150	8.31	620	7.50
Whole Breast	230	6.90	430	7.48		
Leg Quarter	50	0.98	280	1.93		
FRIED & BAKED:						
Fried 8-Piece Mix	6,900	6.13	3,920	6.22	5,260	6.24
Baked 8-Piece Mix	3,200	5.96	990	5.93		
F/B 8-Piece Dark	970	5.30	1,050	5.15	2,900	5.93
F/B 12-Piece	380	10.36	1,010	10.21	1,350	10.02
Bulk Pack (\$/piece)	2,650	0.74	1,790	0.75		
Wings: bone-in	1,160	5.47	4,070	4.69	940	5.88
boneless	260	5.01	2,260	3.89	580	4.64
Tenders	1,170	5.03	1,650	5.00	1,780	5.04
Strips	290	4.06	190	5.30		
Popcorn	220	4.72	150	3.63	580	2.50



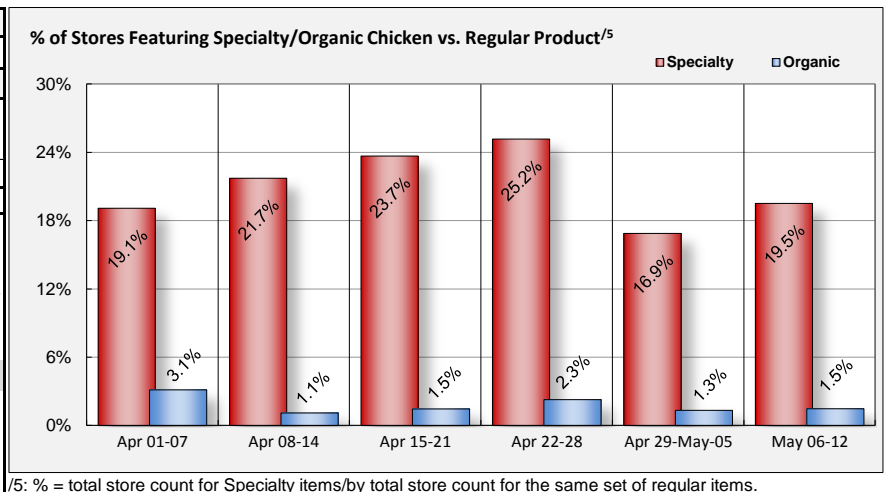
	NORTHEAST U.S.			SOUTHEAST U.S.			MIDWEST U.S.			SOUTH CENTRAL U.S.			SOUTHWEST U.S.			NORTHWEST U.S.		
Feature Rate ^{1/}	88.6% of 3,900 sampled outlets			61.6% of 5,100 sampled outlets			57.8% of 3,300 sampled outlets			60.9% of 3,600 sampled outlets			68.2% of 2,500 sampled outlets			69.0% of 1,100 sampled outlets		
Activity Index ^{3/}	Activity Index = 4,520			Activity Index = 5,350			Activity Index = 4,350			Activity Index = 4,250			Activity Index = 2,450			Activity Index = 2,020		
	price range	stores	wtd avg	price range	stores	wtd avg	price range	stores	wtd avg	price range	stores	wtd avg	price range	stores	wtd avg	price range	stores	wtd avg
ROTISSERIE:																		
Whole Bird																		
< 2 lbs.	4.99 - 7.99	1,670	5.64	4.98 - 6.99	2,180	5.60	4.88 - 7.99	460	5.55	3.99 - 7.49	680	5.47	4.98 - 6.69	170	5.24	5.00 - 6.49	280	6.02
2.1-3.0 lbs.							6.99	170	6.99	7.49	20	7.49						
Whole Breast	5.99	20	5.99							6.99	40	6.99						
Leg Quarter										0.97 - 1.00	50	0.98						
FRIED & BAKED:																		
Fried 8-Piece Mix	3.99 - 9.99	1,420	6.36	4.99 - 6.99	1,330	6.19	3.99 - 8.99	1,030	6.04	3.99 - 8.49	1,590	5.89	5.49 - 6.99	960	5.93	5.00 - 6.99	570	6.59
Baked 8-Piece Mix	5.00 - 5.99	110	5.19	4.99 - 5.99	620	5.79	2.99 - 8.99	720	5.90	2.99 - 8.49	1,080	5.90	5.99	330	5.99	5.00 - 6.99	340	6.79
F/B 8-Piece Dark	5.99	10	5.99	4.00 - 4.99	100	4.71	4.99 - 6.99	50	5.45	2.99 - 8.49			3.99	280	3.99	4.99 - 6.99	530	6.08
F/B 12-Piece	9.99	140	9.99	9.99	50	9.99	9.99 - 11.99	140	11.01	9.95 - 9.99	50	9.97						
Bulk Pack (\$/piece)	0.70 - 0.81	380	0.76	0.72 - 0.81	450	0.74	0.50 - 1.14	1,300	0.71	0.50 - 0.84	460	0.78	0.70	40	0.70	0.70	20	0.70
Wings: bone-in	4.99 - 6.99	400	6.19	4.99 - 5.98	350	5.23	3.99 - 4.99	140	4.82	4.48 - 4.99	10	4.70	5.98	20	5.98	4.99	240	4.99
boneless				4.99 - 5.49	140	5.02	4.99	120	4.99									
Tenders	4.98 - 4.99	210	4.99	5.49	110	5.49	4.98 - 4.99	120	4.99	3.99 - 5.99	270	5.60	3.99 - 4.99	460	4.62			
Strips				4.99	20	4.99	3.99	100	3.99				3.99	170	3.99			
Popcorn	4.99	160	4.99										3.99	20	3.99	3.99	40	3.99



USDA Weekly Retail Chicken Feature Activity - USDA Certified Organic and Specialty Chicken
Advertised Prices for Chicken to Consumers at Major Retail Supermarket Outlets during the period of 05/06 thru 05/12.
 (prices in dollars per pound, fresh tray-pack product unless otherwise noted)

Fri. May 06, 2011

	NATIONAL SUMMARY					
	SPECIALTY CHICKEN			USDA ORGANIC CHICKEN		
	THIS WEEK	LAST WEEK	LAST YEAR	THIS WEEK	LAST WEEK	LAST YEAR
Feature Rate ^{1/}	24.6% of 19,500 outlets	29.9% of 19,500 outlets	19.0% of 19,200 outlets	1.6% of 19,500 outlets	1.4% of 19,500 outlets	3.2% of 19,200 outlets
Activity Index ^{3/}	7,150	7,920	6,540	490	580	820
	Stores Wtd Avg	Stores Wtd Avg	Stores Wtd Avg	Stores Wtd Avg	Stores Wtd Avg	Stores Wtd Avg
Whole Fryer	1,410 1.80	2,460 1.76	1,780 1.58	50 2.31	90 2.55	230 2.99
Bnls/Sknls Breast	2,540 4.79	2,320 5.08	2,290 4.85	200 6.19	80 7.99	380 8.65
Breast Tenders	770 5.39	900 4.92	1,010 4.54			200 7.94
Split, bn-in Breast	340 2.94	710 2.84	310 3.01	30 4.66	30 4.99	
Whole Wings	230 1.97	70 1.99				
Leg Quarters	90 1.03	170 1.22		-- --	-- --	-- --
Legs		30 1.59	50 1.56	20 2.48		
Thighs	420 1.69	370 1.57	420 1.76	20 3.29	80 2.68	
Drumsticks	700 1.76	450 1.55	410 1.73	160 2.19	200 2.17	
B/S Thighs	650 3.15	440 3.70	270 3.75	10 3.99	100 4.89	10 3.99



	NORTHEAST U.S.			SOUTHEAST U.S.			MIDWEST U.S.			SOUTH CENTRAL U.S.			SOUTHWEST U.S.			NORTHWEST U.S.		
SPECIALTY	37.9% of 3,900 sampled outlets			32.1% of 5,100 sampled outlets			12.0% of 3,300 sampled outlets			23.3% of 3,600 sampled outlets			1.5% of 2,500 sampled outlets			35.9% of 1,100 sampled outlets		
Activity Index ^{3/}	Activity Index = 2,440			Activity Index = 1,750			Activity Index = 550			Activity Index = 1,320			Activity Index = 130			Activity Index = 960		
	price range	stores	wtd avg	price range	stores	wtd avg	price range	stores	wtd avg	price range	stores	wtd avg	price range	stores	wtd avg	price range	stores	wtd avg
Whole Fryer	1.79 - 2.29	540	1.94	0.79 - 1.97	270	1.62	0.79 - 2.19	90	1.42	1.49 - 2.99	270	1.88	0.99 - 2.39	40	1.62	0.99 - 2.39	200	1.76
Bnls/Sknls Breast	3.99 - 4.99	250	4.78	3.99 - 4.99	1,270	4.88	2.90 - 5.99	230	4.76	4.49 - 5.49	460	5.04	2.99 - 5.99	330	4.16	2.99 - 5.99	330	4.16
Breast Tenders	5.49 - 6.49	280	5.68				2.90 - 5.99	80	5.73	4.49 - 5.49	290	5.17	4.99	120	4.99	4.99	120	4.99
Split, bn-in Breast	2.99 - 3.99	280	3.08	2.99	10	2.99	1.49 - 2.99	50	2.13									
Whole Wings				1.99	20	1.99	1.99	40	1.99	1.99	120	1.99	1.79 - 2.29	40	1.79	2.29	10	2.29
Leg Quarters							1.00	20	1.00	1.00 - 1.19	70	1.04						
Legs																		
Thighs	0.99 - 1.99	310	1.72	0.99	20	0.99				1.59	20	1.59	1.69 - 2.29	20	1.69	1.69 - 2.29	50	1.81
Drumsticks	0.99 - 1.99	540	1.79	0.99	20	0.99				1.59 - 1.69	50	1.65	1.69 - 1.99	20	1.69	1.69 - 1.99	70	1.81
B/S Thighs	2.49 - 3.69	240	2.96	2.29 - 2.99	140	2.51	1.99 - 2.29	40	2.13	3.19	40	3.19	2.99 - 4.99	10	3.49	2.99 - 4.99	180	4.10
ORGANIC	2.8% of 3,900 sampled outlets			0.0% of 5,100 sampled outlets			0.0% of 3,300 sampled outlets			1.0% of 3,600 sampled outlets			5.4% of 2,500 sampled outlets			2.7% of 1,100 sampled outlets		
	Activity Index = 90			Activity Index = 70			Activity Index = 120			Activity Index = 30			Activity Index = 140			Activity Index = 40		
Whole Fryer										1.99	30	1.99	2.59 - 2.99	10	2.99	2.59	10	2.59
Bnls/Sknls Breast	6.99	20	6.99	5.99	70	5.99	5.99	100	5.99				7.99	10	7.99			
Breast Tenders																		
Split, bn-in Breast	3.99	10	3.99				4.99	20	4.99									
Whole Wings																		
Legs																		
Thighs	3.29	20	3.29													2.29 - 2.79	20	2.48
Drumsticks	2.29 - 3.29	30	3.04										1.99	130	1.99			
B/S Thighs	3.99	10	3.99															

Specialty products are produced from chickens raised on an all vegetable diet without antibiotics and are minimally processed. USDA Certified Organic are products grown and processed according to USDA's national organic standards and certified by USDA-accredited State and private certification organizations. For more information, visit <http://www.ams.usda.gov/nop/>.