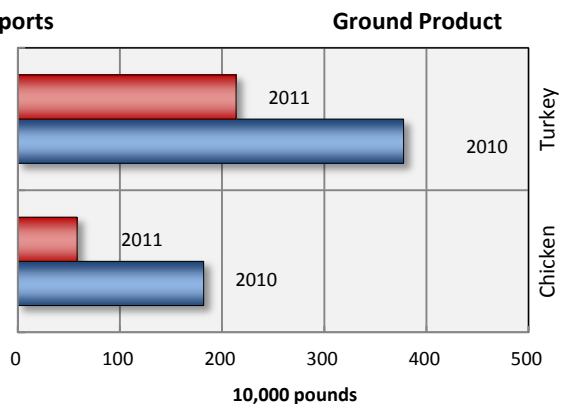
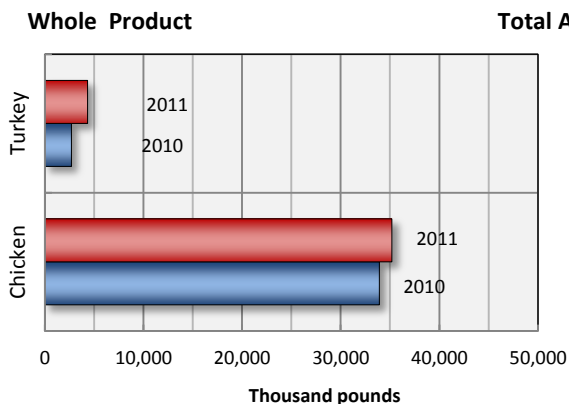
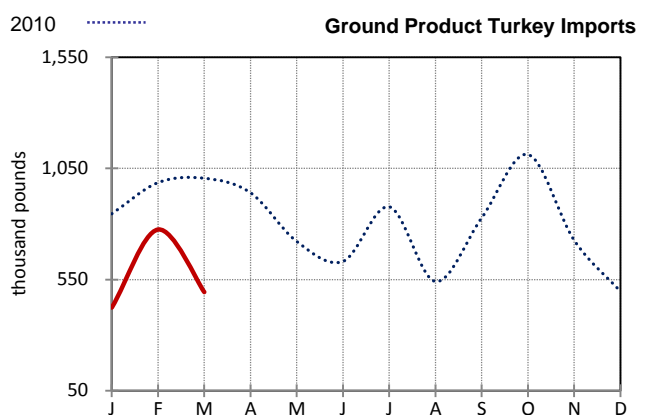
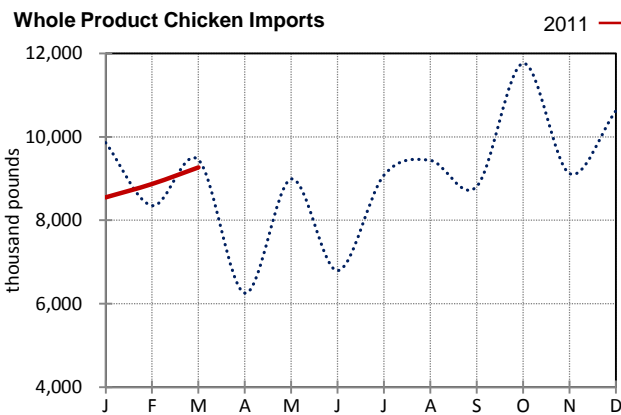


Federally Inspected Imports of Poultry Product to the U.S. (raw, in pounds) (preliminary)

Week ending:	Whole Product ^{1/}				Ground Product	
	Chicken	Turkey	Ducks/Geese	Ratites ^{2/}	Chicken	Turkey
4/23/2011	1,795,969	346,604	95,482	0	27,004	0
4/16/2011	2,148,690	264,002	11,614	0	0	158
4/24/2010	1,302,162	174,404	62,479	0	60,603	202,250
2011 Year to Date*:	35,177,894	4,327,274	1,125,002	13,965	580,933	2,136,941
2010 Year to Date*:	33,912,346	2,692,675	812,175	12,507	1,819,564	3,776,242
Month of :						
Mar 2011	9,267,427	912,570	266,293	0	83,612	493,465
Feb 2011	8,870,061	838,619	261,422	0	288,772	774,765
Mar 2010	9,448,582	710,931	151,306	0	434,680	1,005,427



Notes:

1/: Whole product includes raw, bone-in and boneless cuts, whole birds, and parts.
 2/: Ratites include ostrich and emu.
 Report includes product inspected by the USDA Food Safety and Inspection Service (FSIS).
 *Note: Year to-date totals reflect comparable time periods.