



USDA Weekly Retail Chicken Feature Activity

Fri. Apr 15, 2011

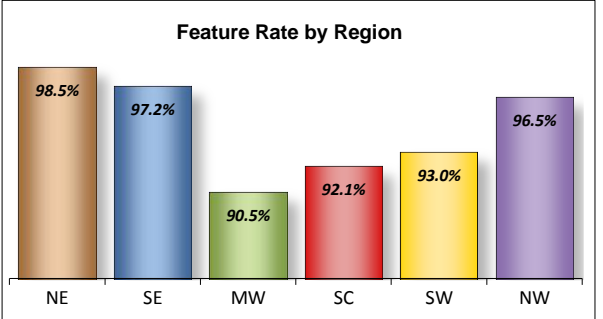
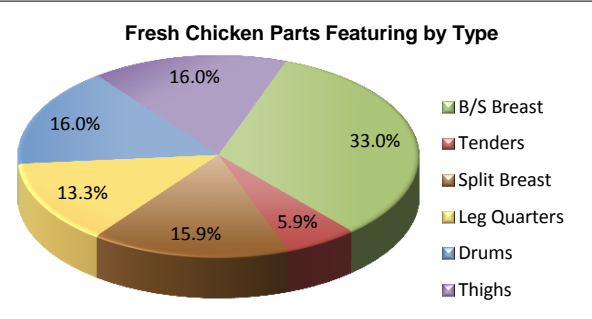
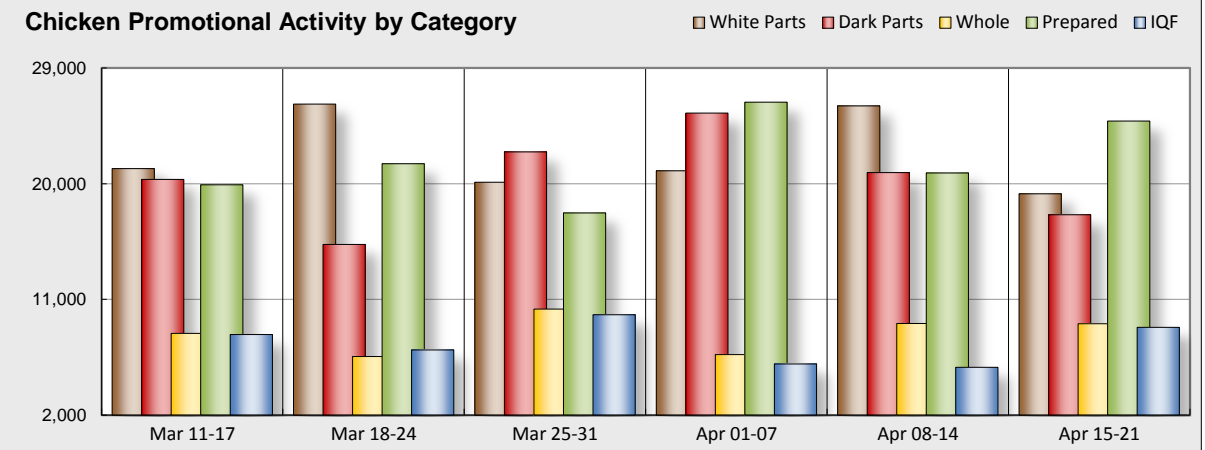
Advertised Prices for Chicken to Consumers at Major Retail Supermarket Outlets during the period of 04/15 thru 04/21.

(prices in dollars per pound, fresh tray-pack product unless otherwise noted)

NATIONAL SUMMARY			
	THIS WEEK	LAST WEEK	LAST YEAR
Feature Rate ^{1/}	94.8% of 19,500 outlets	96.0% of 19,500 outlets	92.6% of 19,200 outlets
Special Rate ^{4/}	24.5%	27.7%	9.7%
Activity Index ^{2/}	80,360	83,520	81,100
WHOLE BIRD:	Stores ^{3/} / Wtd Avg	Stores /3 Wtd Avg	Stores /3 Wtd Avg
bagged fryer	3,310 0.99	5,120 1.03	5,110 0.91
cut-up fryer	1,550 1.48	3,130 1.43	3,050 1.21
bagged roaster	3,380 1.19	660 1.17	2,130 1.19
Cornish (frs/frz)	870 2.05	220 2.15	400 2.04
PARTS:			
Bnls/Sknls Breast			
regular pack	5,660 2.89	7,760 2.61	6,630 2.96
value pack	3,640 2.26	3,370 2.16	1,580 2.11
thin sliced	1,640 3.91	2,980 3.69	1,610 4.15
marinated	260 3.77	300 3.45	400 3.15
Breast Tenders			
regular pack	1,760 3.22	4,010 3.15	3,330 3.45
value pack	230 2.34	600 2.88	300 3.66
Split, bn-in Breast			
regular pack	3,310 1.62	2,480 1.60	4,500 1.56
value pack	2,100 1.38	1,660 1.19	2,130 1.36
Whole Wings	620 1.54	2,900 1.89	1,440 1.81
Leg Quarters			
tray pack	3,770 1.02	2,830 0.82	2,400 0.84
bagged	740 0.57	260 0.56	1,750 0.59
Legs	800 1.06	740 1.21	470 1.00
Thighs			
regular pack	1,630 1.29	2,520 1.51	4,580 1.19
value pack	3,800 1.16	4,550 1.07	4,100 1.00
Drumsticks			
regular pack	1,430 1.27	2,530 1.51	4,700 1.17
value pack	4,000 1.12	4,670 1.05	4,630 0.98
Bnls/Sknls Thighs			
regular pack	1,080 2.73	1,890 2.54	920 2.29
value pack	340 2.36	880 2.43	100 1.73
9-pc Combos			
drum-thigh-breast	180 1.87	480 1.59	410 1.67
drum-thigh-wing	550 1.24	420 1.61	230 2.30
IQF			
B/S Breast	3,930 2.15	3,330 2.24	3,520 2.20
Tenders	1,850 2.43	1,310 2.39	2,700 2.31
Wings	1,830 1.96	900 2.26	330 2.08
Party Wings	1,220 1.73	180 1.91	100 2.10

This Week's Chicken Feature Highlights

The activity index dwindles lower, incentives to purchase remain strong, with all regions of the country offering deals to keep chicken moving out of retail outlets. Easter and Passover sale items step up their presence, and will reach their zenith the next ad period. Bagged roasters take over in the whole bird category, pricing is static. B/S Breast, tenders, and split breast raise pricing, wings know when to retreat. Dark meat parts generally raise pricing, the exception is regular packs of drums and thighs. B/S thighs climb higher. IQF parts offer good deals and are not hard to find, everyone has them on ad. The Deli keeps climbing on volume and price, a new combination of products are offered to keep things active. Specialty chicken takes a breather, organics hold last week levels, pricing is mixed. Consumer's dollars are highly sought after by retailers attempting to clear seasonal items. Hams, turkeys, and roasters have the spotlight until the holidays settle and marketing practices return to normal.



All report information gathered from publicly available sources including store circulars, newspaper ads, and retailer websites.

^{1/} **Feature Rate:** the amount of sampled stores advertising any reported chicken item during the current week, expressed as a percentage of the total sample. ^{2/} **Activity Index:** a measure of the absolute frequency of feature activity equal to the total number of stores for each advertised chicken item (e.g., a retailer with 100 outlets featuring 3 chicken items has an activity index of 300). ^{3/} **Stores/Avg:** the total number of advertising outlets and the weighted average price weighted by the respective number of outlets. ^{4/} **Special Rate:** the percentage of sampled stores with a no-price promotion (e.g., buy 1, get 1 free, etc.)



USDA Weekly Retail Chicken Feature Activity

Advertised Prices for Chicken to Consumers at Major Retail Supermarket Outlets during the period of 04/15 thru 04/21.

(prices in dollars per pound, fresh tray-pack product unless otherwise noted)

Fri. Apr 15, 2011

	NORTHEAST U.S. (CT,DE,MA,MD,ME,NH,NJ,NY,PA,RI,VT)				SOUTHEAST U.S. (AL,FL,GA,MS,NC,SC,TN,VA,WV)				MIDWEST U.S. (IA,IL,IN,KY,MI,MN,ND,NE,OH,SD,WI)			
Feature Rate 1/ Special Rate 2/ Activity Index 3/	98.5% of 3,900 sampled outlets 29.4% of stores w/ no-price promotions Activity Index = 13,360				97.2% of 5,100 sampled outlets 34.2% of stores w/ no-price promotions Activity Index = 11,970				90.5% of 3,300 sampled outlets 8.5% of stores w/ no-price promotions Activity Index = 8,880			
WHOLE BIRD:	Price Range		Stores	Wtd Avg 4/	Price Range		Stores	Wtd Avg 4/	Price Range		Stores	Wtd Avg 4/
bagged fryer	0.88 - 1.49		580	1.26	0.69 - 1.19		140	0.92	0.69 - 1.28		680	0.82
cut-up fryer	1.49 - 1.69		520	1.58	0.99 - 1.38		250	1.17	1.18 - 1.84		100	1.45
bagged roaster	0.69 - 1.49		1,560	1.05	0.99 - 1.39		1,610	1.32	0.99 - 1.29		210	1.24
Cornish (frs/frz)	1.79 - 2.49		610	1.98	1.79 - 2.99		40	2.33	2.18 - 2.99		190	2.22
PARTS:	Processor Brand	Store Brand	Stores	Wtd Avg	Processor Brand	Store Brand	Stores	Wtd Avg	Processor Brand	Store Brand	Stores	Wtd Avg
Bnls/Sknl's Breast												
regular pack	2.39 - 3.99	1.88 - 3.99	1,440	2.93	1.98 - 3.99	1.48 - 2.99	1,190	2.93	1.66 - 3.99	1.79 - 2.99	730	2.56
value pack	1.88 - 2.99	1.69 - 2.99	1,600	2.19	1.99 - 2.99	1.99 - 2.99	630	2.62	1.99	1.49 - 2.66	610	1.98
thin sliced	3.99	2.99 - 4.99	920	3.72	2.99 - 3.99	2.99 - 3.99	250	3.82		3.49	10	3.49
marinated		4.99	80	4.99	4.99 - 5.99	4.99 - 5.99	20	5.69		2.99	150	2.99
Breast Tenders												
regular pack	1.99 - 3.99	1.99 - 4.29	340	3.34	1.98 - 3.99	1.99 - 2.99	460	3.36	1.77 - 2.99	2.49	220	2.88
value pack	1.99 - 2.99	1.99 - 2.99	90	2.53	2.38	2.99	50	2.64		1.49 - 2.99	20	2.01
Split, bn-in Breast												
regular pack	1.15 - 2.19	1.18 - 1.99	660	1.72	0.99 - 1.48	1.29 - 1.79	1,580	1.64	0.99 - 1.69	0.88 - 1.29	380	1.39
value pack	1.79	1.29 - 2.29	340	1.59	0.99	0.89 - 1.79	640	1.57	0.98 - 1.71	0.98	250	1.26
Whole Wings	0.99 - 1.59	0.99 - 1.48	50	1.20	0.99	0.88 - 1.49	90	1.16	1.65	0.89 - 1.99	330	1.89
Leg Quarters												
tray pack	0.69 - 1.29	0.49 - 1.49	1,260	1.02		0.69 - 1.49	630	0.80	0.88 - 1.00	0.59 - 0.69	180	0.85
bagged	0.59 - 0.79	0.49 - 0.63	110	0.65	0.53	0.58 - 0.69	280	0.60	0.59	0.49 - 0.69	90	0.57
Legs	0.99	0.99 - 1.29	250	1.04		1.29	20	1.29		0.99	10	0.99
Thighs												
regular pack	0.99	1.49 - 1.99	350	1.50		1.29 - 1.49	120	1.35	0.97 - 1.19	0.99 - 1.39	400	1.12
value pack	0.99 - 1.99	0.99 - 1.49	890	1.28	0.79 - 0.99	0.79 - 1.49	550	1.13		0.79 - 1.49	390	1.23
Drumsticks												
regular pack		1.49 - 1.99	160	1.55		0.77 - 1.49	130	1.31	0.97 - 1.19	0.99 - 1.39	380	1.13
value pack	0.99 - 1.99	0.99 - 1.49	890	1.28	0.79 - 1.29	0.78 - 1.49	580	0.93		0.79 - 1.49	400	1.23
Bnls/Sknl's Thighs												
regular pack	2.18 - 2.79	2.49	130	2.54		1.69 - 2.99	700	2.81	2.99	1.69	90	2.10
value pack		2.29 - 2.49	100	2.47		2.29 - 2.49	230	2.33		1.99	10	1.99
9-pc Combos												
drum-thigh-breast		1.89	160	1.89					1.89		10	1.89
drum-thigh-wing		1.18	10	1.18		0.99 - 1.29	290	1.20				
IDE												
B/S Breast		1.88	120	1.88	2.20 - 2.40	1.88 - 2.20	530	2.31	2.00 - 2.80	1.59 - 2.40	1,230	2.33
Tenders		2.00	10	2.00	2.40	2.20	190	2.39	2.00 - 2.80		1,010	2.42
Wings		1.88	120	1.88	2.20	1.66 - 2.00	390	2.04		1.99	80	1.99
Party Wings		1.50	10	1.50	2.66	1.57 - 2.33	380	1.92	1.75	1.50 - 1.57	720	1.63



USDA Weekly Retail Chicken Feature Activity

Advertised Prices for Chicken to Consumers at Major Retail Supermarket Outlets during the period of 04/15 thru 04/21.

(prices in dollars per pound, fresh tray-pack product unless otherwise noted)

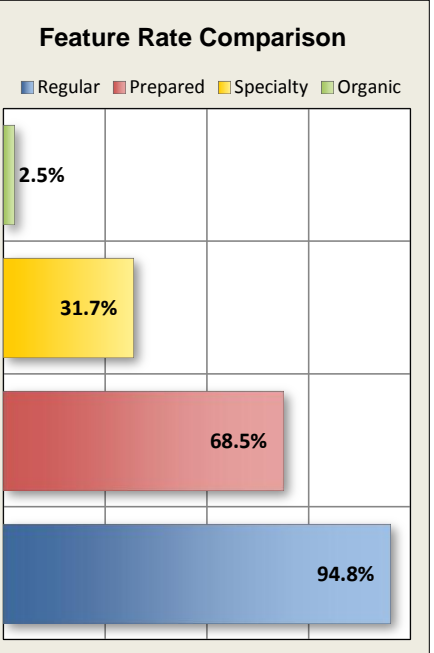
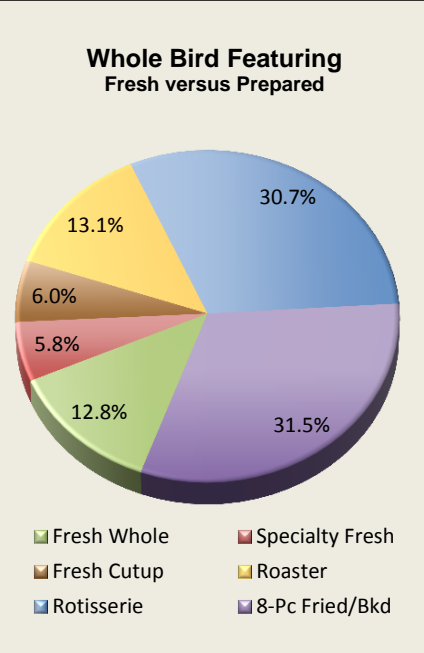
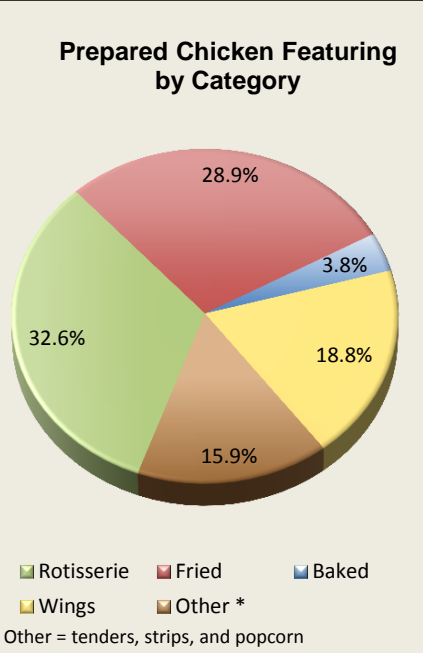
Fri. Apr 15, 2011

	SOUTH CENTRAL U.S. (AR,AZ,CO,KS,LA,MO,NM,OK,TX,UT)				SOUTHWEST U.S. (CA,NV)				NORTHWEST U.S. (ID,MT,OR,WA,WY)			
Feature Rate 1/ Special Rate 2/ Activity Index 3/	92.1% of 3,600 sampled outlets 20.6% of stores w/ no-price promotions Activity Index = 8,040				93.0% of 2,500 sampled outlets 18.0% of stores w/ no-price promotions Activity Index = 9,810				96.5% of 1,100 sampled outlets 35.4% of stores w/ no-price promotions Activity Index = 3,420			
WHOLE BIRD:	Price Range		Stores	Wtd Avg 4/	Price Range		Stores	Wtd Avg 4/	Price Range		Stores	Wtd Avg 4/
bagged fryer	0.69 - 1.29		710	0.93	0.79 - 1.18		750	0.98	0.89 - 1.19		450	1.05
cut-up fryer	0.99 - 1.19		120	1.06	1.18 - 1.99		560	1.61				
bagged roaster												
Cornish (frs/frz)					1.69		20	1.69	2.18		10	2.18
PARTS:	Processor Brand	Store Brand	Stores	Wtd Avg	Processor Brand	Store Brand	Stores	Wtd Avg	Processor Brand	Store Brand	Stores	Wtd Avg
Bnls/Sknls Breast												
regular pack	1.88 - 3.99	1.09 - 2.99	1,070	2.49	2.97 - 4.99	1.99 - 2.99	610	3.54	2.99 - 3.99	1.99	620	3.13
value pack	1.48 - 2.99	1.49 - 2.99	620	2.39		1.59 - 2.49	170	2.00		2.99	10	2.99
thin sliced	4.19		20	4.19	4.99	3.99	440	4.37				
marinated		1.99	10	1.99								
Breast Tenders					4.99		170	4.99				
regular pack	1.77 - 3.99	1.89 - 2.49	570	2.63								
value pack	1.48 - 1.99	2.29	70	1.97								
Split, bn-in Breast												
regular pack	1.79 - 2.40	1.00 - 1.39	380	1.11	0.99 - 2.49		290	2.31		0.89	20	0.89
value pack		0.98 - 1.79	260	1.24	0.99 - 1.29	1.19	570	1.17	0.98	0.99	40	0.98
Whole Wings	0.89	0.89 - 2.19	100	1.20		0.99	50	0.99				
Leg Quarters												
tray pack		0.69 - 1.29	190	1.12	0.99	0.99 - 1.29	1,180	1.08	0.99	1.29	330	1.26
bagged		0.39 - 0.59	210	0.50		0.55 - 0.59	30	0.57		0.58	20	0.58
Legs						0.88	280	0.88		1.29	240	1.29
Thighs												
regular pack	0.88 - 1.49	1.19	370	1.28	1.59	1.19	80	1.25	0.57 - 1.49	1.29	310	1.28
value pack	0.89 - 1.19	0.69 - 1.29	550	1.09	0.99 - 1.19	0.88 - 1.29	1,100	1.06	0.99	0.99 - 1.29	320	1.24
Drumsticks												
regular pack	0.88 - 1.49	1.19	370	1.28	1.59	1.19	80	1.25	0.57 - 1.49	1.29	310	1.28
value pack	0.89 - 1.19	0.59 - 1.29	650	1.05	0.99 - 1.19	0.59 - 1.29	1,160	1.04	0.99	0.99 - 1.29	320	1.24
Bnls/Sknls Thighs												
regular pack	2.69	1.49 - 2.99	100	2.74					2.99	3.69	60	3.08
value pack												
9-pc Combos												
drum-thigh-breast		1.49	10	1.49								
drum-thigh-wing					1.29		250	1.29				
ID												
B/S Breast	1.95 - 2.31	1.60 - 3.18	890	2.05	1.66 - 2.00	1.99 - 3.18	990	2.07	1.66	1.49 - 3.18	170	1.70
Tenders	1.95 - 2.31	3.18	260	2.37	2.40	2.20 - 3.18	330	2.55	1.66	3.18	50	2.15
Wings		1.99 - 2.00	450	1.99		1.99 - 2.00	650	1.99		1.49 - 2.00	140	1.58
Party Wings	2.00	1.75	60	1.83		1.57	50	1.57				



USDA Weekly Retail Chicken Feature Activity - Prepared Chicken
Advertised Prices for Chicken to Consumers at Major Retail Supermarket Outlets during the period of 04/15 thru 04/21.
 (prices in dollars per unit or per pound unless otherwise noted)

PREPARED FOODS NATIONAL SUMMARY						
	THIS WEEK		LAST WEEK		LAST YEAR	
Feature Rate ^{1/}	68.5% of 19,500 outlets		62.8% of 19,500 outlets		61.6% of 19,200 outlets	
Activity Index ^{3/}	24,880		20,840		24,400	
	Stores	Wtd Avg	Stores	Wtd Avg	Stores	Wtd Avg
ROTISSERIE:						
Whole Bird						
< 2 lbs.	6,360	5.61	7,620	5.83	6,600	5.45
2.1-3.0 lbs.	1,550	7.21	280	7.62	530	7.69
Whole Breast	210	7.99	50	5.47		
Leg Quarter			240	1.18	20	2.67
FRIED & BAKED:						
Fried 8-Piece Mix	3,620	6.30	4,570	6.10	8,340	6.12
Baked 8-Piece Mix	940	5.88	1,100	6.09		
F/B 8-Piece Dark	2,050	5.51	960	4.91	2,700	5.48
F/B 12-Piece	710	9.54	150	9.36	750	10.35
Bulk Pack (\$/piece)	800	0.75	390	0.69		
Wings: bone-in	2,810	5.78	2,500	4.44	1,850	5.65
boneless	1,870	4.10			730	4.67
Tenders	3,830	6.15	2,770	5.69	2,700	5.16
Strips	50	4.99	40	5.99	80	4.91
Popcorn	80	4.12	170	5.91	100	4.79



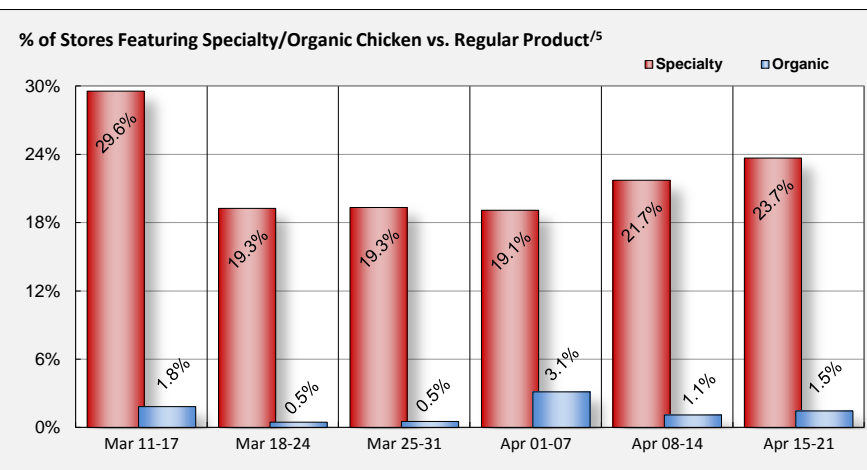
	NORTHEAST U.S.			SOUTHEAST U.S.			MIDWEST U.S.			SOUTH CENTRAL U.S.			SOUTHWEST U.S.			NORTHWEST U.S.		
Feature Rate ^{1/}	72.9% of 3,900 sampled outlets			87.5% of 5,100 sampled outlets			63.8% of 3,300 sampled outlets			58.5% of 3,600 sampled outlets			39.9% of 2,500 sampled outlets			75.5% of 1,100 sampled outlets		
Activity Index ^{3/}	Activity Index = 3,890			Activity Index = 7,260			Activity Index = 3,020			Activity Index = 5,200			Activity Index = 3,720			Activity Index = 1,790		
	price range	stores	wtd avg	price range	stores	wtd avg	price range	stores	wtd avg	price range	stores	wtd avg	price range	stores	wtd avg	price range	stores	wtd avg
ROTISSERIE:																		
Whole Bird																		
< 2 lbs.	4.77 - 6.99	1,500	5.57	3.77 - 6.99	920	5.26	3.99 - 7.99	830	5.83	3.99 - 7.49	1,440	5.44	5.00 - 6.99	1,130	6.00	5.00 - 6.98	540	5.69
2.1-3.0 lbs.	6.99 - 7.99	100	7.05	5.99 - 7.99	450	6.80	6.99 - 7.99	630	7.23	6.99 - 7.99	310	7.74	7.99	40	7.79	6.98 - 7.99	20	7.64
Whole Breast										7.99	210	7.99						
Leg Quarter																		
FRIED & BAKED:																		
Fried 8-Piece Mix	4.99 - 6.99	420	6.23	4.99 - 6.99	1,280	6.28	3.99 - 7.99	460	6.00	3.99 - 6.99	600	6.28	3.99 - 7.99	710	6.49	5.88 - 6.99	150	6.77
Baked 8-Piece Mix	4.99 - 6.99	90	6.12	4.99 - 6.99	680	5.85	3.99 - 7.99	50	5.49	5.99 - 6.98	90	6.08				5.88	30	5.88
F/B 8-Piece Dark	4.99 - 5.99	330	5.29	4.99 - 6.99	1,210	5.98	2.99 - 5.99	60	4.18				2.99 - 3.99	170	3.95	4.99 - 5.00	280	4.99
F/B 12-Piece	9.99 - 10.99	410	10.31	9.49 - 9.99	20	9.67	5.99 - 11.99	80	9.04	7.99 - 9.98	180	8.38	5.99	20	5.99			
Bulk Pack (\$/piece)				1.08	80	1.08	0.50 - 0.95	250	0.60	0.50 - 1.00	400	0.81	0.50	70	0.50			
Wings: bone-in	3.99 - 5.99	540	5.30	3.99 - 7.76	180	6.12	3.50 - 7.76	300	6.59	3.98 - 7.76	710	5.70	4.88 - 5.99	780	5.71	5.99	300	5.99
boneless	4.00	140	4.00	4.00 - 4.98	240	4.80	3.99	80	3.99	4.00	350	4.00	3.99 - 4.00	760	4.00	4.00	300	4.00
Tenders	3.69 - 5.99	360	5.45	3.88 - 6.99	2,200	6.18	3.88 - 5.99	230	4.61	3.99 - 7.76	830	6.52	7.76	40	7.76	4.98 - 7.76	170	7.18
Strips							4.99	50	4.99									
Popcorn										2.69 - 4.99	80	4.12						



USDA Weekly Retail Chicken Feature Activity - USDA Certified Organic and Specialty Chicken
Advertised Prices for Chicken to Consumers at Major Retail Supermarket Outlets during the period of 04/15 thru 04/21.
 (prices in dollars per pound, fresh tray-pack product unless otherwise noted)

Fri. Apr 15, 2011

	NATIONAL SUMMARY					
	SPECIALTY CHICKEN			USDA ORGANIC CHICKEN		
	THIS WEEK	LAST WEEK	LAST YEAR	THIS WEEK	LAST WEEK	LAST YEAR
	31.7% of 19,500 outlets	30.5% of 19,500 outlets	21.4% of 19,200 outlets	2.5% of 19,500 outlets	1.8% of 19,500 outlets	1.6% of 19,200 outlets
Feature Rate ^{1/}						
Activity Index ^{3/}	8,540	9,940	7,820	470	460	360
	Stores Wtd Avg	Stores Wtd Avg	Stores Wtd Avg	Stores Wtd Avg	Stores Wtd Avg	Stores Wtd Avg
Whole Fryer	1,490 1.83	2,360 1.89	1,650 1.58	40 2.52	40 2.64	
Bnls/Sknls Breast	3,340 5.00	2,800 5.27	2,490 4.90	330 6.58	320 7.54	280 6.90
Breast Tenders	620 4.74	1,260 5.21	300 3.94	20 8.99	10 9.99	
Split, bn-in Breast	1,080 3.43	220 2.53	390 2.37	70 3.99		
Whole Wings	10 2.69	10 1.59	420 2.34		20 2.24	20 2.48
Leg Quarters	500 1.91	440 1.63	340 1.03	-- --	-- --	-- --
Legs	40 1.56	30 1.16	30 1.16			
Thighs	140 1.90	610 1.84	990 1.92		30 3.82	20 3.99
Drumsticks	140 1.82	630 1.82	790 1.83	10 2.99	40 3.37	20 3.99
B/S Thighs	1,180 3.01	1,580 3.99	420 2.40			20 4.99



^{5/}: % = total store count for Specialty items/by total store count for the same set of regular items.

SPECIALTY	NORTHEAST U.S.				SOUTHEAST U.S.				MIDWEST U.S.				SOUTH CENTRAL U.S.				SOUTHWEST U.S.				NORTHWEST U.S.			
Feature Rate ^{1/}	60.9% of 3,900 sampled outlets				35.0% of 5,100 sampled outlets				9.9% of 3,300 sampled outlets				26.9% of 3,600 sampled outlets				11.7% of 2,500 sampled outlets				36.6% of 1,100 sampled outlets			
Activity Index ^{3/}	Activity Index = 3,470				Activity Index = 2,070				Activity Index = 570				Activity Index = 1,430				Activity Index = 540				Activity Index = 460			
	price range	stores	wtd avg		price range	stores	wtd avg	price range	stores	wtd avg	price range	stores	wtd avg	price range	stores	wtd avg	price range	stores	wtd avg	price range	stores	wtd avg		
Whole Fryer	1.19 - 2.99	760	2.03		1.79 - 2.09	70	2.06	1.29 - 1.79	290	1.57	1.47 - 1.99	280	1.63	0.79 - 2.39	10	0.99	0.79 - 2.39	80	1.40	0.79 - 2.39	80	1.40		
Bnls/Sknls Breast	3.96 - 5.99	1,040	5.30		3.98 - 5.99	670	4.71	1.99 - 5.49	80	4.30	3.50 - 5.99	800	4.11	3.50 - 6.79	400	6.23	3.50 - 6.59	350	5.41	3.50 - 6.59	350	5.41		
Breast Tenders	4.29 - 5.99	200	4.41		5.99	190	5.99				3.50 - 5.49	230	4.00											
Split, bn-in Breast					3.49	1,030	3.49	1.59 - 1.99	30	1.83				1.99 - 3.99	10	1.99				3.99	10	3.99		
Whole Wings																				2.69	10	2.69		
Leg Quarters	2.19	370	2.19					2.49	10	2.49	1.00	120	1.00											
Legs	0.99 - 1.99	40	1.56					0.99 - 1.79	20	1.35														
Thighs	1.99	100	1.99		1.99	20	1.99	0.79 - 1.79	30	1.17														
Drumsticks	1.99	90	1.99		1.99	20	1.99	0.79 - 1.79	30	1.17														
B/S Thighs	2.24 - 3.29	870	2.84		2.99	70	2.99	2.59 - 2.69	110	2.68				3.79 - 4.49	120	4.49				3.79	10	3.79		
ORGANIC	1.8% of 3,900 sampled outlets				3.8% of 5,100 sampled outlets				0.3% of 3,300 sampled outlets				0.0% of 3,600 sampled outlets				5.1% of 2,500 sampled outlets				6.9% of 1,100 sampled outlets			
	Activity Index = 40				Activity Index = 190				Activity Index = 30				Activity Index = 0				Activity Index = 130				Activity Index = 80			
Whole Fryer	2.29 - 2.69	30	2.59					2.29	10	2.29														
Bnls/Sknls Breast					5.68	190	5.68	5.29	10	5.29				7.99	130	7.99								
Breast Tenders	9.99	10	9.99																	7.99	10	7.99		
Split, bn-in Breast																				3.99	70	3.99		
Whole Wings																								
Legs																								
Thighs																								
Drumsticks								2.99	10	2.99														
B/S Thighs																								

Specialty products are produced from chickens raised on an all vegetable diet without antibiotics and are minimally processed. USDA Certified Organic are products grown and processed according to USDA's national organic standards and certified by USDA-accredited State and private certification organizations. For more information, visit <http://www.ams.usda.gov/nop/>.