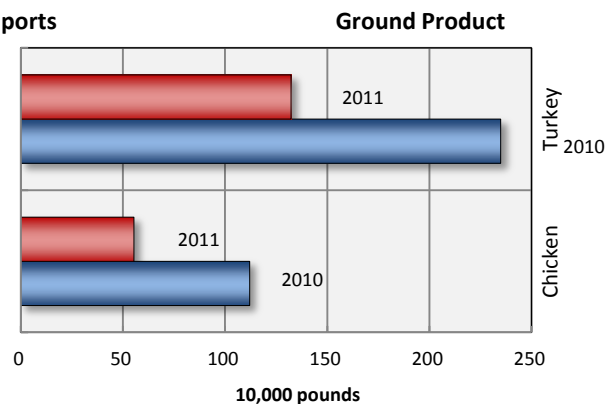
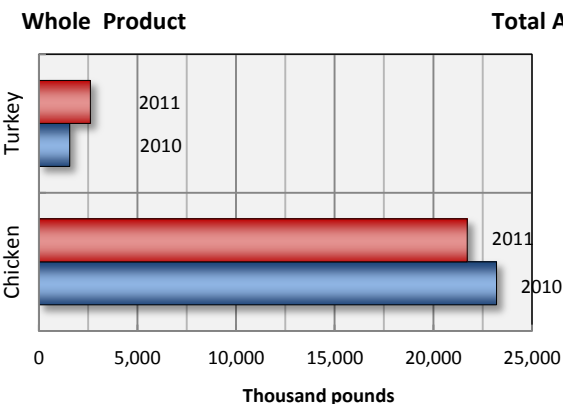
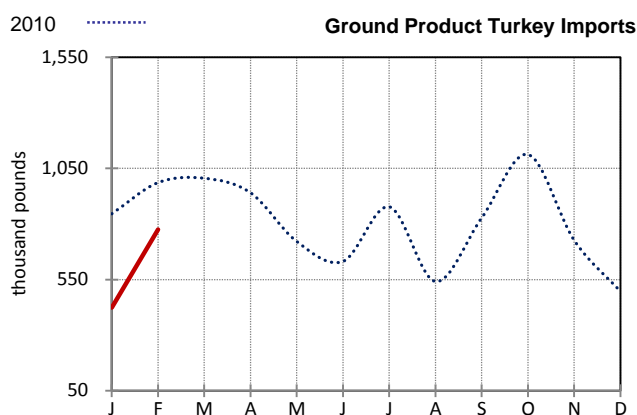
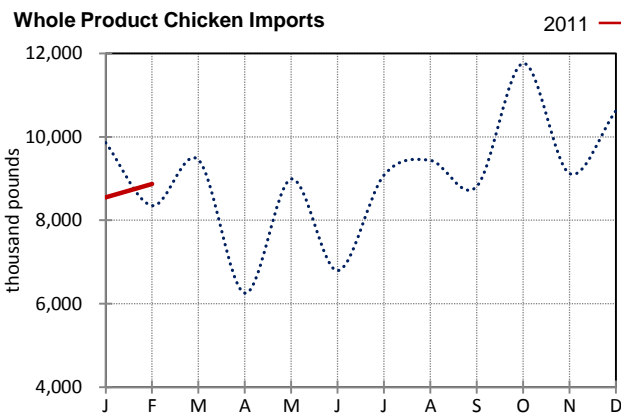


Federally Inspected Imports of Poultry Product to the U.S. (raw, in pounds) (preliminary)

Week ending:	Whole Product ^{1/}				Ground Product	
	Chicken	Turkey	Ducks/Geese	Ratites ^{2/}	Chicken	Turkey
3/12/2011	2,183,131	231,997	20,430	0	42,206	41,406
3/5/2011	2,111,451	195,965	90,755	0	41,406	82,800
3/13/2010	2,337,033	146,355	57,376	0	41,151	159,683
2011 Year to Date*:	21,713,652	2,610,444	771,346	13,965	553,929	1,322,859
2010 Year to Date*:	23,199,301	1,564,154	514,860	12,507	1,120,340	2,348,617
Month of :						
Feb 2011	8,870,061	838,619	261,422	0	288,772	774,765
Dec 2010	8,549,009	1,343,863	398,739	13,965	181,545	423,888
Feb 2010	8,351,069	556,987	193,977	0	425,029	985,758



Notes:

1/: Whole product includes raw, bone-in and boneless cuts, whole birds, and parts.

2/: Ratites include ostrich and emu.

Report includes product inspected by the USDA Food Safety and Inspection Service (FSIS).

*Note: Year to-date totals reflect comparable time periods.