



TURKEY MARKET NEWS REPORT

ISSN 1522-0575

FRIDAY
OCTOBER 01, 2010
VOL. 57 NO. 117

U.S. Department of Agriculture

Agricultural Marketing Service

Poultry Programs

Market News and Analysis Branch

NATIONAL TURKEY MARKET-AT-A-GLANCE

DOMESTIC MARKET HIGHLIGHTS

The market on frozen hens and consumer sized toms is steady to firm. Demand light to good, mostly moderate. Offerings extremely light to light and held with confidence. Frozen basted equivalent offering prices on a national basis for hens 103.00-112.00 cents shipping point and toms 102.00-109.00 cents shipping point for current deliveries. Trading light on frozen basted equivalent hens at 105.00 cents shipping point and on frozen basted equivalent toms at 102 cents shipping point.



The market on white meat and bone-in breasts items is steady to firm. Demand moderate to good for the extremely light offerings. The market on tom necks is steady to instances weak with lower trending prices noted on fresh. The market on tom drums is steady to instances firm with frozen strong than fresh and firm on wings. Demand on bulk parts is light to good, mostly moderate to good with wings the most sought after. Offerings of tom necks moderate to instances heavy, tom drums light to moderate with frozen held with the most confidence and wings extremely light. The market on thigh meat is steady to instances firm. Demand moderate to instances good. Offerings light at best. The market on mechanically separated turkey (MST) is steady to fully steady with frozen strongest. Demand light to moderate. Offerings of MST light and spotty. Trading heavy on fresh tom drums and MST, balance light. Some processors continue to deal with ramifications of last weekend's adverse weather conditions in different parts of the nation. A few industry members in the East continue to watch the tropical storm make its way northward.

EXPORT MARKET HIGHLIGHTS

Trading light. Demand light to moderate. Offerings extremely light to instances moderate.

SAN FRANCISCO PROCESSED TURKEY DELIVERED TO RESTAURANTS AND INSTITUTIONS

	RANGE
TURKEYS Y HENS	133-149
TURKEYS Y TOMS UNDER 22#	128-149
TURKEYS Y TOMS 22-24#	128-149
TURKEYS Y TOMS 24-26#	125-149
TURKEYS Y TOMS 26 LBS & OVER	126-149

SOUTHERN CALIFORNIA (L. A. AREA) PROCESSED TURKEY DELIVERED TO RETAILERS

	RANGE
FRESH TURKEYS Y HENS 8-16#	110-120
FRESH TURKEYS Y TOMS 14-24#	
FROZEN TURKEYS Y HENS 8-16#	101-109
FROZEN TURKEYS Y TOMS 14-24#	101-112
FROZEN TURKEYS Y TOMS 24-28#	103-108

LIVE TURKEYS SLAUGHTERED W/E 25-Sep-10 (Preliminary)

	YOUNG		YOUNG	OLD	TOTAL
	HENS	TOMS	BREEDERS	TURKEYS	
Head	1,739	2,814	27	11	4,591
Avg Wt	16.46	36.58	27.49	34.2	28.9
Last week	1,871	2,750	28	12	4,661
Same wk yr ago	1,716	2,902	43	26	4,687
Avg Wt	17.13	36.44	27.37	25.26	29.22
To-date/2010*	68,048	96,929	795	270	166,042
To-date/2009*	72,851	98,779	933	243	172,806
% Change YTD	-7%	-2%	-15%	11%	-4%

Ready-to-Cook Weight and Dressing Percentage

Current week	22,900	82,344	571	290	106,105
Last week	25,450	80,327	584	387	106,748
Same wk yr ago	23,516	84,599	900	502	109,517
To-date/2010*	920,410	2,962,719	15,658	6,902	3,905,689
To-date/2009*	978,553	2,982,698	19,320	5,700	3,986,271
% Change YTD	-6%	-1%	-19%	21%	-2%
Dressing %	80.0%	80.0%	77.0%	77.0%	

*Note: Year to-date totals reflect comparable time periods.

NUMBER OF TURKEYS SLTRD IN FEDERALLY INSPECTED PLANTS

W/E 25-Sep-10 (Preliminary)	-----Young turkeys-----			Old	Total	Turkeys
	Thousand	Pct chg	Avg	Breeders	Total	Avg
	Head	PW	Live wt	-Thousand head-	Live wt	
North East	631	-2	26.64	(A)	634	26.64
South Atlantic	710	14	34.22	(A)	712	34.22
North Central	2,226	-3	31.32	(A)	2,228	31.32
South Central	753	-5	18.72	(A)	755	18.72
West	260	-10	28.38	(A)	262	28.38
U.S. total	4,580(B)	-1	28.90	11	4,591	28.90
To-date						
2010*	165,772(B)			270	166,042	
To-date						
2009*	172,563(B)			243	172,806	

(A) Not published to avoid disclosing individual operations.

(B) Number of young banded breeder turkeys included: this week 27,000; for the current year to date* 795,000; for last year to date*933,000.

*Note: Year to-date totals reflect comparable time periods.

NATIONAL FRESH TURKEYS

U.S. GRADE A, DELIVERED TO FIRST RECEIVERS
(prices reflect turkeys with timers), Week of 04-Oct-2010

	Price (cents/lb.)	Volume (lbs.)
PRICED AT TIME OF SALE		
8-16 lbs.	115.11	141,000
16-24 lbs.	114.00	55,000
PRICE TO BE DETERMINED		
8-16 lbs.	--	2,500
16-24 lbs.	--	2,500

Total Volume:		201,000

Weekly Weighted Average Prices for Frozen Whole Young Turkeys
USDA, Agricultural Marketing Service, Poultry Market News & Analysis Branch
 (consumer sizes, commodity pack or equivalent, U.S. Grade A, cents/lb. (minimum 10,000 lb lots))

For the Week Ending October 01, 2010

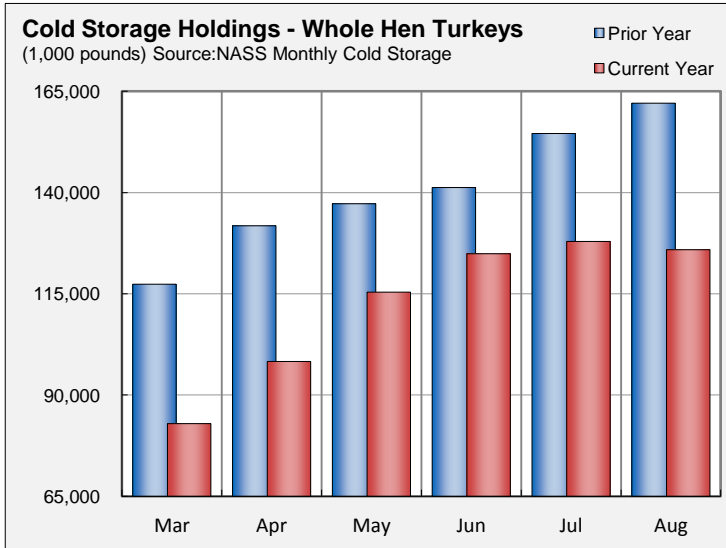
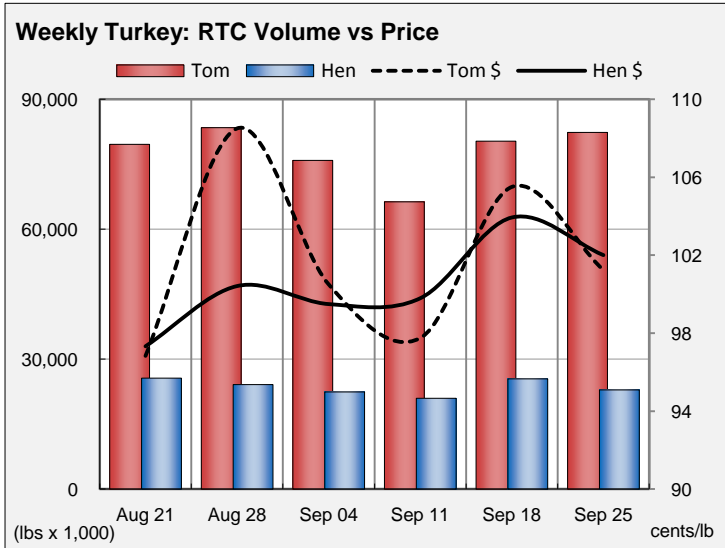
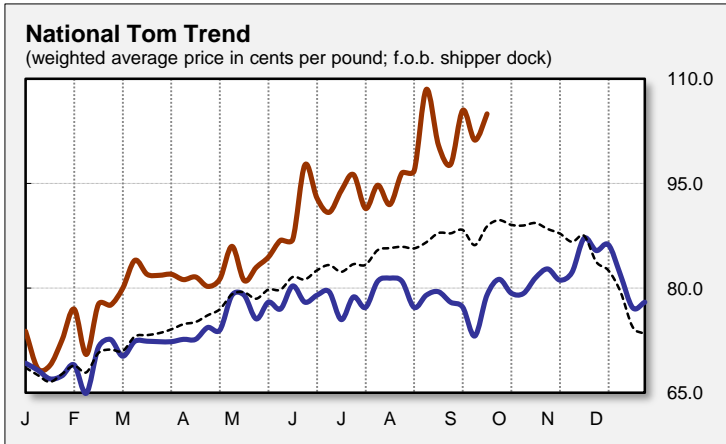
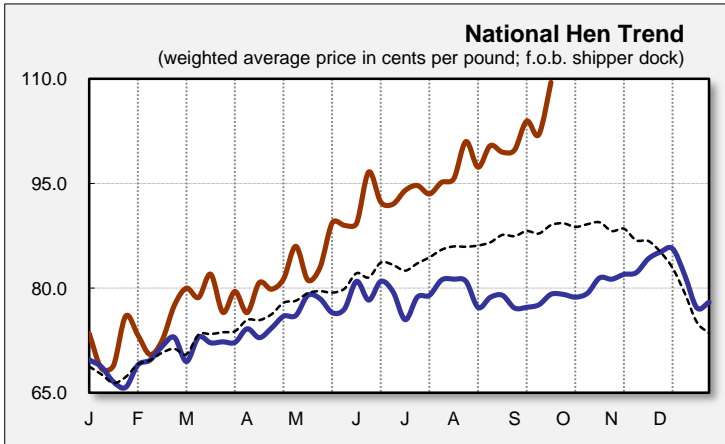
National Weighted Average Price (FOB Shipper Dock basis)	Current Week		Last Week		Last Year	
	wtd avg (cents/lb)	volume (000 lbs.)	wtd avg (cents/lb)	volume (000 lbs.)	wtd avg (cents/lb)	volume (000 lbs.)
8-16 lb. (Hens)	109.49	178	102.00	80	79.15	--
16-24 lb. (Toms)	105.00	12	101.23 ¹		79.00	--

September Averages		
This Month	Last Month	Last Year
102.02	97.15	77.25
100.28	96.90	77.18

Regional Weighted Average Price (Delivered basis)	Current Week		Last Week		Last Year	
	wtd avg (cents/lb)	volume (000 lbs.)	wtd avg (cents/lb)	volume (000 lbs.)	wtd avg (cents/lb)	volume (000 lbs.)
8-16 lb. (Hens)						
Eastern Region	116.50	80	106.40 ¹		81.58	
Central Region	111.50	80	105.00	80	83.58	
Western Region	108.00	18	106.90 ¹		85.00	
16-24 lb. (Toms)						
Eastern Region	105.80 ¹		104.90 ¹		81.88	
Central Region	105.10 ¹		102.90 ¹		80.20 ¹	
Western Region	108.00	12	107.40 ¹		85.00	

September Averages		
This Month	Last Month	Last Year
105.81	102.45	80.26
105.33	99.95	80.00
105.16	99.06	80.50
104.40	101.85	80.11
102.33	99.16	80.21
106.54	101.05	80.21

¹ based on offers.



NATIONAL YOUNG TURKEY PARTS, INCLUDING BULK MEAT and FROZEN (UNLESS SPECIFIED), CENTS PER LB., DELIVERED FIRST RECEIVERS, PART AND FULL TRUCKLOTS AS OF 30 SEPTEMBER 2010.

The market on bulk parts remains steady to firm. Demand is moderate to good. Offerings of all wings are very light to light with the balance of parts light to slightly available. The white meat market is fully steady to firm. Demand is moderate to good while offerings are light and unavailable. The market on thigh meat is fully steady, instances firm. Demand is moderate to good with offerings mixed but mostly limited. Market activity is slow to moderate and centered on frozen tom drums into domestic and export channels. Domestic: frozen tails 36, frozen mixed (mature and young) thigh meat 125, fresh scapula meat 188 cents delivered. Frozen mixed (mature and young) scapula meat 179 shipping point. For export: frozen tom necks 51 cents delivered port.

DOMESTIC TRADING	PRICE RANGE	L.S.T. CODE 1/	WTD AVG PRICE	VOLUME (000)
BREASTS, 4-8 LBS GRADE A 2/		W	126.00	80
BREASTS, 4-8 LBS GRADE A--FRESH 2/		F	135.07	28
BREASTS, 4-8 LBS PLANT GRADE 2/		F	121.00	80
DRUMSTICKS, TOM	75.00-76.00		75.65	215
DRUMSTICKS, TOM--FRESH		T	74.00	40
DRUMSTICKS, HEN	72.00		72.00	6
WINGS, FULL-CUT, TOM	82.00		82.00	17
WINGS, FULL-CUT, HEN		M	75.00	12
WINGS, V-TYPE, TOM		F	90.19	206
WINGS, V-TYPE, HEN				
NECKS, TOM	50.00		50.00	6
NECKS, HEN		M	46.00	15
BREASTS, B/S, TOM 3/		F	260.00	20
BREASTS, B/S, TOM--FRESH 3/		T	265.00	40
THIGH MEAT		R	125.00	14
THIGH MEAT--FRESH	130.00		130.00	40
BREAST TRIM MEAT	188.00		188.00	4
SCAPULA MEAT		R	186.00	14
WING MEAT WITH SKIN		R	148.00	14
TENDERLOINS		F	218.00	5
DESTRAPPED TENDERS		R	245.00	20
DESTRAPPED TENDERS--FRESH	245.00		245.00	40
MECHANICALLY SEPARATED 4/	27.00		27.00	40
MECHANICALLY SEPARATED--FRESH 4/		M	27.00	120
EXPORT TRADING				
DRUMSTICKS, TOMS	74.00-76.00		74.59	458
WINGS FULL-CUT - TOMS		F	81.00	54
WINGS, V-TYPE, TOM		M	88.50	280
TAILS	37.00		37.00	108
MECHANICALLY SEPARATED 4/				
THIGH MEAT - FROZEN	125.00		125.00	54

1/ CODES FOR LAST SIGNIFICANT TRADE (L.S.T.):

M=MONDAY T=TUESDAY W=WEDNESDAY R=THURSDAY F=FRIDAY

2/ Breasts are bagged; rib, back, and wing meat included; and basted.

3/ Boneless and skinless without tenderloins.

4/ 15-20% fat with skin added.

NATIONAL YOUNG TURKEY PARTS, INCLUDING BULK MEAT and FROZEN (UNLESS SPECIFIED), CENTS PER LB., DELIVERED FIRST RECEIVERS, PART AND FULL TRUCKLOTS AS OF 01 OCTOBER 2010.

The market on tom necks is steady to barely steady with the balance of bulk parts steady to firm. Demand is moderate to good. Offerings of full-cut and V-type wings are very light to light, drums moderate, and necks moderate to instances heavy. The white meat market remains fully steady to firm. Demand is moderate to good while offerings are light to not available. The market on thigh meat is fully steady to instances firm. Demand is moderate to good. Offerings are mixed. Market activity ranges slow to instances active with the heaviest volume of trading centering on fresh tom drums and fresh MST into domestic channels. For domestic: fresh scapula meat 190, fresh tom necks 46, fresh tails 36 cents delivered. For export: fresh thigh meat 128 cents delivered border.

DOMESTIC TRADING	PRICE RANGE	LST CODE 1/	WTD AVG PRICE	VOLUME (000)	WEEKLY WTD AVG PRICE	WEEKLY VOLUME (000)
BREASTS, 4-8 LBS GRADE A 2/		W	126.00	80	126.00	80
BREASTS, 4-8 LBS GRADE A--FRESH 2/	161.00		161.00	1	161.00	1
BREASTS, 4-8 LBS PLANT GRADE 2/		F	121.00	80		
DRUMSTICKS, TOM	76.00-77.00		76.73	109	76.02	329
DRUMSTICKS, TOM--FRESH	71.00-73.00		72.39	720	72.55	800
DRUMSTICKS, HEN	71.00		71.00	9	71.62	24
WINGS, FULL-CUT, TOM	83.00		83.00	14	83.25	140
WINGS, FULL-CUT, HEN		M	75.00	12	75.00	12
WINGS, V-TYPE, TOM		F	90.19	206		
WINGS, V-TYPE, HEN						
NECKS, TOM	50.00		50.00	56	50.22	130
NECKS, HEN		M	46.00	15	46.00	15
BREASTS, B/S, TOM 3/		F	260.00	20		
BREASTS, B/S, TOM--FRESH 3/	264.00-267.00		265.50	80	265.33	120
THIGH MEAT	125.00		125.00	40	125.00	40
THIGH MEAT--FRESH	127.00-128.00		127.50	80	128.25	160
BREAST TRIM MEAT		R	188.00	4	188.00	4
SCAPULA MEAT	183.00		183.00	40	183.00	40
WING MEAT WITH SKIN						
TENDERLOINS		F	218.00	5		
DESTRAPPED TENDERS						
DESTRAPPED TENDERS--FRESH	249.00		249.00	40	247.00	80
MECHANICALLY SEPARATED 4/	25.00-27.00		26.00	80	26.33	120
MECHANICALLY SEPARATED--FRESH 4/	24.00-28.00		26.31	520	26.44	640

EXPORT TRADING

DRUMSTICKS, TOMS	77.00-79.00		77.88	160	75.72	672
WINGS FULL-CUT - TOMS		F	81.00	54		
WINGS, V-TYPE, TOM		M	88.50	280	88.50	280
TAILS		R	37.00	108	37.50	216
MECHANICALLY SEPARATED 4/						
THIGH MEAT - FROZEN	125.00		125.00	54	126.00	162

1/ CODES FOR LAST SIGNIFICANT TRADE (L.S.T.):

M=MONDAY T=TUESDAY W=WEDNESDAY R=THURSDAY F=FRIDAY

2/ Breasts are bagged; rib, back, and wing meat included; and basted.

3/ Boneless and skinless without tenderloins.

4/ 15-20% fat with skin added.

USDA, AMS, POULTRY PROGRAMS, MARKET NEWS & ANALYSIS BRANCH OFFICES

Washington, DC	Voice (202)720-6911	Michael Sheats,	Des Moines, IA	Voice (515)284-4471	Jason Karwal,
	Fax (202)720-2403	Chief		Fax (515)284-4468	Officer-in-Charge
Atlanta, GA	Voice (404)562-5850	Annie Terry,	Jackson, MS	Voice (601)965-4662	Gary Brown,
	Fax (404)562-5875	Officer-in-Charge		Fax (601)359-1175	Southern States Area Supervisor