



TURKEY MARKET NEWS REPORT

ISSN 1522-0575

FRIDAY
SEPTEMBER 17, 2010
VOL. 57 NO. 111

U.S. Department of Agriculture

Agricultural Marketing Service

Poultry Programs

Market News and Analysis Branch

NATIONAL TURKEY MARKET-AT-A-GLANCE

DOMESTIC MARKET HIGHLIGHTS

The market on frozen hens and consumer sized toms is fully steady to firm. Demand light to moderate. Fresh demand moderate for November. Frozen offerings extremely light to light. Fresh offerings light to moderate and held with confidence. Frozen basted equivalent offering prices on a national basis for hens 99.00-107.00 cents shipping point and toms 99.00-109.00 cents shipping point for current deliveries. Trading light for current deliveries on frozen basted equivalent hens at 105-105.50 cents shipping point and on frozen basted equivalent toms at 105.50 cents shipping point.



The market on white meat and bone-in breasts is fully steady to firm. Demand moderate to good. Offerings extremely light. The market on tom bulk parts is steady to firm. Demand moderate to good. Offerings extremely light to light. Some processors reluctant to freeze tom drums choosing instead to move them as fresh resulting in fresh tom drums not as tight as frozen. The market on thigh meat and mechanically separated turkey (MST) is steady to fully steady for the mostly moderate demand. Offerings extremely light to light on MST and light on thigh meat. Trading moderate to active with activity centered on 4-8 lb. breasts.

EXPORT MARKET HIGHLIGHTS

Trading light. Demand light to moderate with interest noted from Africa. Offerings extremely light to light.

SAN FRANCISCO PROCESSED TURKEY DELIVERED TO RESTAURANTS AND INSTITUTIONS

	RANGE
TURKEYS Y HENS	133-149
TURKEYS Y TOMS UNDER 22#	128-149
TURKEYS Y TOMS 22-24#	128-149
TURKEYS Y TOMS 24-26#	125-149
TURKEYS Y TOMS 26 LBS & OVER	126-149

SOUTHERN CALIFORNIA (L. A. AREA) PROCESSED TURKEY DELIVERED TO RETAILERS

	RANGE
FRESH TURKEYS Y HENS 8-16#	110-120
FRESH TURKEYS Y TOMS 14-24#	
FROZEN TURKEYS Y HENS 8-16#	101-109
FROZEN TURKEYS Y TOMS 14-24#	100-112
FROZEN TURKEYS Y TOMS 24-28#	103-105

LIVE TURKEYS SLAUGHTERED W/E 11-Sep-10 (Preliminary)

	YOUNG		YOUNG	OLD	TOTAL
	HENS	TOMS	BREEDERS	TURKEYS	
Head	1,539	2,244	17	7	3,807
Avg Wt	17.03	36.94	23.80	40.25	28.84
Last week	1,708	2,600	27	10	4,345
Same wk yr ago	1,644	2,302	24	2	3,972
Avg Wt	16.80	36.85	24.41	57.49	28.48
To-date/2010*	64,438	91,365	740	247	156,790
To-date/2009*	69,234	93,104	848	202	163,388
% Change YTD	-7%	-2%	-13%	22%	-4%
Ready-to-Cook Weight and Dressing Percentage					
Current week	20,968	66,317	311	217	87,813
Last week	22,430	75,887	507	192	99,016
Same wk yr ago	22,095	67,863	448	88	90,494
To-date/2010*	872,060	2,800,048	14,503	6,225	3,692,836
To-date/2009*	929,366	2,816,284	17,605	4,869	3,768,124
% Change YTD	-6%	-1%	-18%	28%	-2%
Dressing %	80.0%	80.0%	77.0%	77.0%	

*Note: Year to-date totals reflect comparable time periods.

NUMBER OF TURKEYS SLTRD IN FEDERALLY INSPECTED PLANTS

	-----Young turkeys-----			Old	Total	Turkeys
	Thousand	Pct chg	Avg	Breeders	Total	Avg
	Head	PW	Live wt	-Thousand head-	Live wt	
North East	537	-15	26.16	(A)	539	26.16
South Atlantic	510	2	34.63	(A)	512	34.63
North Central	1,774	-21	31.95	(A)	1,775	31.95
South Central	725	5	19.34	(A)	726	19.34
West	254	-6	27.95	(A)	255	27.95
U.S. total	3,800 (B)	-12	28.84	7	3,807	28.84
To-date						
2010*	156,543 (B)			247	156,790	
To-date						
2009*	163,186 (B)			202	163,388	

(A) Not published to avoid disclosing individual operations.
(B) Number of young banded breeder turkeys included: this week 17,000; for the current year to date* 740,000; for last year to date* 848,000.

*Note: Year to-date totals reflect comparable time periods.

NATIONAL FRESH TURKEYS

U.S. GRADE A, DELIVERED TO FIRST RECEIVERS
(prices reflect turkeys with timers), Week of 20-Sept-2010

	Price (cents/lb.)	Volume (lbs.)
PRICED AT TIME OF SALE		
8-16 lbs.	110.36	143,300
16-24 lbs.	110.14	52,500
PRICE TO BE DETERMINED		
8-16 lbs.	--	2,500
16-24 lbs.	--	2,500

Total Volume:		200,800

Weekly Weighted Average Prices for Frozen Whole Young Turkeys
USDA, Agricultural Marketing Service, Poultry Market News & Analysis Branch
 (consumer sizes, commodity pack or equivalent, U.S. Grade A, cents/lb. (minimum 10,000 lb lots))

For the Week Ending September 17, 2010

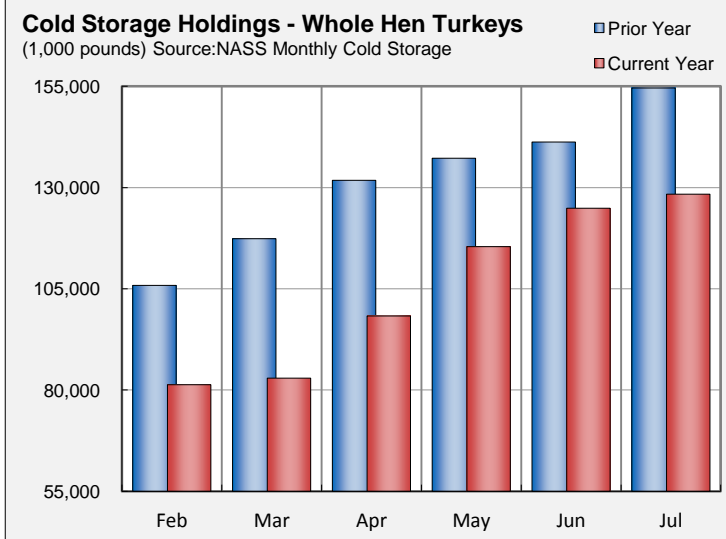
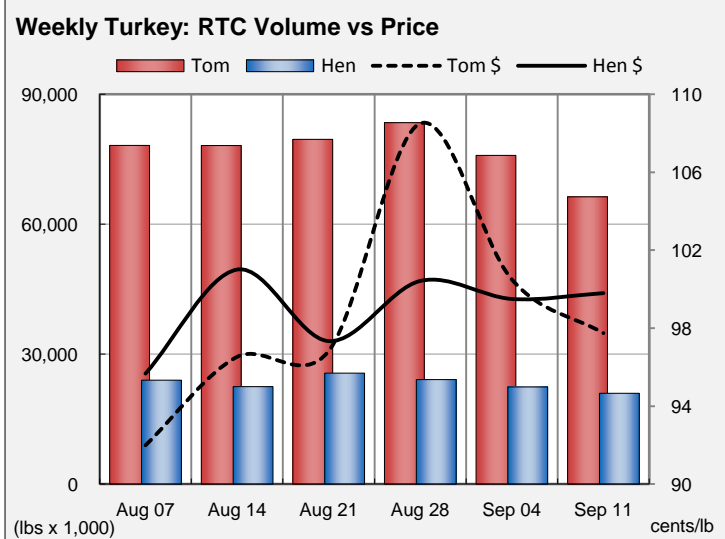
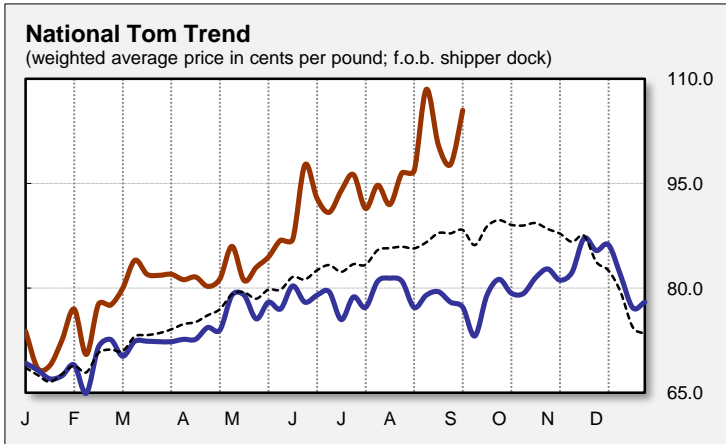
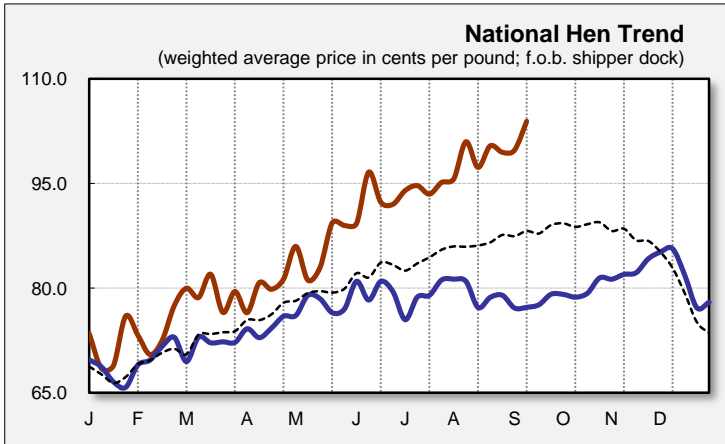
National Weighted Average Price (FOB Shipper Dock basis)	Current Week		Last Week		Last Year	
	wtd avg (cents/lb)	volume (000 lbs.)	wtd avg (cents/lb)	volume (000 lbs.)	wtd avg (cents/lb)	volume (000 lbs.)
8-16 lb. (Hens)	103.93	280	99.79 ¹		77.28	--
16-24 lb. (Toms)	105.50	120	97.75	80	77.29	--

August Averages		
This Month	Last Month	Last Year
97.15	94.67	78.21
96.90	94.46	78.03

Regional Weighted Average Price (Delivered basis)	Current Week		Last Week		Last Year	
	wtd avg (cents/lb)	volume (000 lbs.)	wtd avg (cents/lb)	volume (000 lbs.)	wtd avg (cents/lb)	volume (000 lbs.)
8-16 lb. (Hens)						
Eastern Region	108.00	80	104.38 ¹		81.44	
Central Region	103.50	80	101.88 ¹		77.80	
Western Region	108.50	120	103.25 ¹		80.50	
16-24 lb. (Toms)						
Eastern Region	104.10 ¹		103.38 ¹		81.00	
Central Region	101.80 ¹		102.50	40	78.50	
Western Region	108.50	120	100.00	40	80.50	

August Averages		
This Month	Last Month	Last Year
102.45	98.68	81.33
99.95	98.84	81.14
99.06	95.89	81.14
101.85	98.92	81.05
99.16	98.41	80.89
101.05	95.82	81.14

¹ based on offers.



NATIONAL YOUNG TURKEY PARTS, INCLUDING BULK MEAT and FROZEN (UNLESS SPECIFIED), CENTS PER LB., DELIVERED FIRST RECEIVERS, PART AND FULL TRUCKLOTS AS OF 16 SEPTEMBER 2010.

The market on bulk parts, white meat, and thigh meat is steady to firm. Demand was moderate to good. Offerings light and short of full needs. The mechanically separated turkey (MST) market is steady to fully steady. Demand was moderate to good. Offerings remain limited in availability. Trading was moderate to active. For domestic: fresh wing meat 146 cents, 18-20 lb. A grade breast non-basted 165 cents and 12-14 lb plant grade breast 135 cents.

DOMESTIC TRADING	PRICE RANGE	L.S.T. CODE 1/	WTD AVG PRICE	VOLUME (000)
BREASTS, 4-8 LBS GRADE A 2/				
BREASTS, 4-8 LBS GRADE A--FRESH 2/	169.00-189.00		184.24	21
BREASTS, 4-8 LBS PLANT GRADE 2/		T	120.00	5
DRUMSTICKS, TOM	75.00-76.00		75.39	66
DRUMSTICKS, TOM--FRESH	75.00		75.00	40
DRUMSTICKS, HEN		W	72.00	3
WINGS, FULL-CUT, TOM	82.00		82.00	20
WINGS, FULL-CUT, HEN	75.00		75.00	10
WINGS, V-TYPE, TOM		T	88.00	5
WINGS, V-TYPE, HEN		W	122.00	5
NECKS, TOM	51.00		51.00	12
NECKS, HEN	46.00		46.00	10
BREASTS, B/S, TOM 3/	260.00		260.00	200
BREASTS, B/S, TOM--FRESH 3/	262.00-265.00		263.50	80
THIGH MEAT	120.00		120.00	12
THIGH MEAT--FRESH	120.00-123.00		121.68	106
BREAST TRIM MEAT	178.00		178.00	60
SCAPULA MEAT	187.00		187.00	40
WING MEAT WITH SKIN				
TENDERLOINS		W	215.00	5
DESTRAPPED TENDERS				
DESTRAPPED TENDERS--FRESH				
MECHANICALLY SEPARATED 4/		F	25.00	80
MECHANICALLY SEPARATED--FRESH 4/	26.00-27.00		26.73	294
EXPORT TRADING				
DRUMSTICKS, TOMS	76.00		76.00	160
WINGS FULL-CUT - TOMS		F	82.00	108
WINGS, V-TYPE, TOM		R	87.88	240
TAILS	38.00		38.00	80
MECHANICALLY SEPARATED 4/		F	25.00	108
THIGH MEAT - FROZEN				

1/ CODES FOR LAST SIGNIFICANT TRADE (L.S.T.):

M=MONDAY T=TUESDAY W=WEDNESDAY R=THURSDAY F=FRIDAY

2/ Breasts are bagged; rib, back, and wing meat included; and basted.

3/ Boneless and skinless without tenderloins.

4/ 15-20% fat with skin added.

NATIONAL YOUNG TURKEY PARTS, INCLUDING BULK MEAT and FROZEN (UNLESS SPECIFIED), CENTS PER LB., DELIVERED FIRST RECEIVERS, PART AND FULL TRUCKLOTS AS OF 17 SEPTEMBER 2010.

The market on bulk parts, white meat items, and thigh meat remains steady to firm. Demand is moderate to good with noted inquiry on tom full-cut wings, drums, necks and thigh meat for domestic and export needs. Offerings are light to very light. The mechanically separated turkey (MST) market is steady to fully steady. Demand is moderate to good while offerings are light. Market activity is moderate to active with the heaviest reported trading going into domestic channels. For domestic: fresh scapula meat 178, fresh tom full-cut wings 73, fresh tom necks 43, fresh tails 33, frozen tails 36 cents delivered. Frozen 4-8 lb. A grade bone-in breasts 133 cents delivered October. For export: fresh tom drums 75 cents delivered border.

DOMESTIC TRADING	PRICE RANGE	LST CODE 1/	WTD AVG PRICE	VOLUME (000)	WEEKLY WTD AVG PRICE	WEEKLY VOLUME (000)
BREASTS, 4-8 LBS GRADE A 2/	128.00-131.00		130.05	760	130.05	760
BREASTS, 4-8 LBS GRADE A--FRESH 2/		R	184.24	21	184.24	21
BREASTS, 4-8 LBS PLANT GRADE 2/		T	120.00	5	120.00	5
DRUMSTICKS, TOM	76.00-77.00		76.66	61	75.60	227
DRUMSTICKS, TOM--FRESH	71.00-74.00		71.94	330	72.15	410
DRUMSTICKS, HEN	72.00		72.00	22	72.00	25
WINGS, FULL-CUT, TOM	82.00		82.00	3	81.41	276
WINGS, FULL-CUT, HEN	75.00		75.00	16	75.00	41
WINGS, V-TYPE, TOM	90.00		90.00	100	89.75	114
WINGS, V-TYPE, HEN		W	122.00	5	122.00	5
NECKS, TOM	51.00		51.00	95	51.00	204
NECKS, HEN	46.00		46.00	4	46.00	17
BREASTS, B/S, TOM 3/	260.00-265.00		263.33	180	260.51	690
BREASTS, B/S, TOM--FRESH 3/	262.00-265.00		262.27	110	263.41	290
THIGH MEAT		R	120.00	12	120.00	12
THIGH MEAT--FRESH	122.00		122.00	40	121.77	146
BREAST TRIM MEAT	179.00-182.00		180.50	80	179.43	140
SCAPULA MEAT	178.00		178.00	20	184.00	60
WING MEAT WITH SKIN						
TENDERLOINS		W	215.00	5	215.00	5
DESTRAPPED TENDERS	245.00		245.00	20	245.00	20
DESTRAPPED TENDERS--FRESH						
MECHANICALLY SEPARATED 4/		F	25.00	80		
MECHANICALLY SEPARATED--FRESH 4/	27.00-28.00		27.54	74	26.89	368
EXPORT TRADING						
DRUMSTICKS, TOMS	78.00-79.00		78.69	174	75.99	670
WINGS FULL-CUT - TOMS		F	82.00	108		
WINGS, V-TYPE, TOM						
TAILS		R	38.00	80	38.00	80
MECHANICALLY SEPARATED 4/		F	25.00	108		
THIGH MEAT - FROZEN	123.50		123.50	80	123.50	80

1/ CODES FOR LAST SIGNIFICANT TRADE (L.S.T.):

M=MONDAY T=TUESDAY W=WEDNESDAY R=THURSDAY F=FRIDAY

2/ Breasts are bagged; rib, back, and wing meat included; and basted.

3/ Boneless and skinless without tenderloins.

4/ 15-20% fat with skin added.

USDA, AMS, POULTRY PROGRAMS, MARKET NEWS & ANALYSIS BRANCH OFFICES

Washington, DC	Voice	(202)720-6911	Michael Sheats,	Des Moines, IA	Voice	(515)284-4471	Jason Karwal,
	Fax	(202)720-2403	Chief		Fax	(515)284-4468	Officer-in-Charge
Atlanta, GA	Voice	(404)562-5850	Annie Terry,	Jackson, MS	Voice	(601)965-4662	Gary Brown,
	Fax	(404)562-5875	Officer-in-Charge		Fax	(601)359-1175	Southern States Area Supervisor