



**USDA Weekly Retail Chicken Feature Activity**

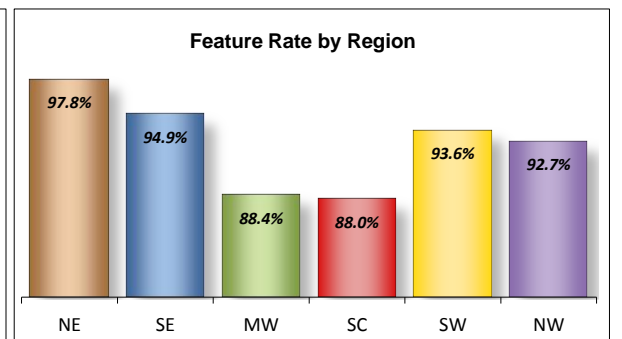
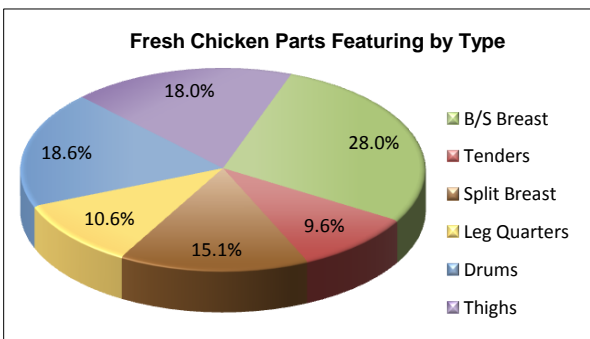
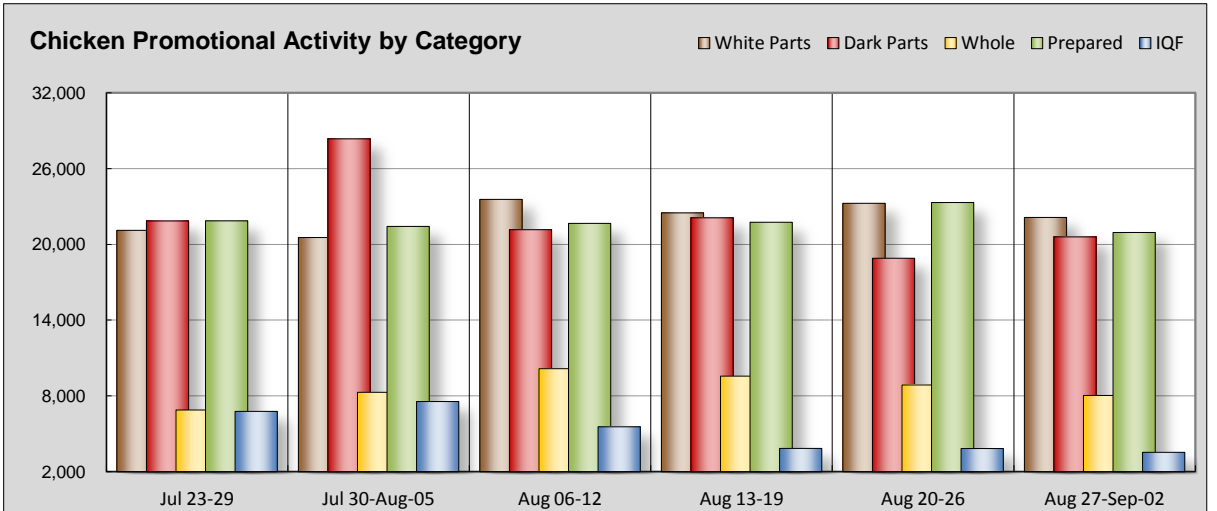
**Advertised Prices for Chicken to Consumers at Major Retail Supermarket Outlets during the period of 08/27 thru 09/02.**  
(prices in dollars per pound, fresh tray-pack product unless otherwise noted)

Fri. Aug 27, 2010

NATIONAL SUMMARY						
	THIS WEEK		LAST WEEK		LAST YEAR	
<b>Feature Rate</b> <sup>1/</sup>	92.9% of 19,200 outlets		95.8% of 19,200 outlets		94.3% of 18,600 outlets	
<b>Special Rate</b> <sup>4/</sup>	16.1%		17.7%		24.5%	
<b>Activity Index</b> <sup>2/</sup>	75,580		78,870		76,930	
<b>WHOLE BIRD:</b>	Stores <sup>3/</sup> Wtd Avg		Stores /3 Wtd Avg			
bagged fryer	4,090	0.97	4,440	0.98	4,980	0.97
cut-up fryer	1,030	1.35	3,140	1.22	2,460	1.24
bagged roaster	2,460	1.07	920	1.17	1,510	1.19
Cornish (frs/frz)	460	1.98	370	2.25	1,460	2.03
<b>PARTS:</b>						
<b>Bnls/Sknls Breast</b>						
regular pack	5,890	3.33	6,650	2.88	4,570	2.69
value pack	2,080	2.40	3,180	2.23	2,430	2.43
thin sliced	2,160	4.44	3,670	3.80	1,940	3.95
marinated	730	4.08	230	3.33	320	3.69
<b>Breast Tenders</b>						
regular pack	3,680	3.58	3,270	3.55	2,210	3.29
value pack	50	2.33	350	2.57	110	2.52
<b>Split, bn-in Breast</b>						
regular pack	4,000	1.64	1,660	1.62	5,960	1.50
value pack	1,850	1.37	1,720	1.20	1,760	1.13
<b>Whole Wings</b>	1,690	1.96	2,520	1.92	2,590	1.85
<b>Leg Quarters</b>						
tray pack	2,790	0.92	2,080	0.93	2,510	0.89
bagged	1,330	0.60	740	0.52	1,030	0.57
<b>Legs</b>	680	1.06	660	0.99	490	1.25
<b>Thighs</b>						
regular pack	2,620	1.39	2,390	1.22	3,600	1.21
value pack	4,360	1.07	4,020	1.08	5,760	1.06
<b>Drumsticks</b>						
regular pack	2,610	1.42	2,400	1.23	3,590	1.22
value pack	4,600	1.05	4,070	1.08	5,960	1.06
<b>Bnls/Sknls Thighs</b>						
regular pack	1,080	2.75	2,090	2.45	2,320	2.58
value pack	520	2.13	450	2.14		
<b>9-pc Combos</b>						
drum-thigh-breast	300	2.07	400	1.80	650	1.37
drum-thigh-wing	40	1.04	300	1.48	650	1.41
<b>IQF</b>						
<b>B/S Breast</b>	1,890	2.37	2,270	2.29	3,220	2.30
<b>Tenders</b>	1,080	2.39	1,270	2.33	1,800	2.35
<b>Wings</b>	190	2.04	140	2.00	600	2.18
<b>Party Wings</b>	380	1.94	160	2.22	390	1.97

**This Week's Chicken Feature Highlights**

National summary figures extend their fall headed into the last week of the month. Bagged birds and cut-up do nothing to help their sales, roasters and cornish offer a slightly better option. White meat parts head back up on pricing, offerings usually decrease. Dark meat parts raise their exposure, pricing on small packs of drums and thighs jump, value packs drop slightly, nothing special here on any cut. IQF parts trend higher on pricing, the volume shuffles lower on b/s and tenders. Prepared foods call on whole rotisserie to carry the load, pricing is usually lower on all offerings. Specialty chicken retreats, organics increase slightly, each appear to view their chances to attract sales differently. What's a shopper to do? Deals normally associated with first of the month and the last three day holiday of the summer have yet to appear. Store traffic will be slow until the return of incentives to purchase excite the consumer to once again fill their baskets and open up pocketbooks.



All report information gathered from publicly available sources including store circulars, newspaper ads, and retailer websites.

<sup>1/</sup> **Feature Rate:** the amount of sampled stores advertising any reported chicken item during the current week, expressed as a percentage of the total sample. <sup>2/</sup> **Activity Index:** a measure of the absolute frequency of feature activity equal to the total number of stores for each advertised chicken item (e.g., a retailer with 100 outlets featuring 3 chicken items has an activity index of 300). <sup>3/</sup> **Stores/Avg:** the total number of advertising outlets and the weighted average price weighted by the respective number of outlets. <sup>4/</sup> **Special Rate:** the percentage of sampled stores with a no-price promotion (e.g., buy 1, get 1 free, etc.)






**USDA Weekly Retail Chicken Feature Activity**

**Advertised Prices for Chicken to Consumers at Major Retail Supermarket Outlets during the period of 08/27 thru 09/02.**

(prices in dollars per pound, fresh tray-pack product unless otherwise noted)

Fri. Aug 27, 2010

		<b>NORTHEAST U.S.</b> <small>(CT,DE,MA,MD,ME,NH,NJ,NY,PA,RI,VT)</small> 				<b>SOUTHEAST U.S.</b> <small>(AL,FL,GA,MS,NC,SC,TN,VA,WA)</small> 				<b>MIDWEST U.S.</b> <small>(IA,IL,IN,KY,MI,MN,ND,NE,OH,SD,WI)</small> 			
<b>Feature Rate 1/ Special Rate 2/ Activity Index 3/</b>		<b>97.8% of 4,000 sampled outlets</b> <b>26.9% of stores w/ no-price promotions</b> <b>Activity Index = 15,870</b>				<b>94.9% of 5,100 sampled outlets</b> <b>32.2% of stores w/ no-price promotions</b> <b>Activity Index = 10,930</b>				<b>88.4% of 3,200 sampled outlets</b> <b>6.9% of stores w/ no-price promotions</b> <b>Activity Index = 7,040</b>			
<b>WHOLE BIRD:</b>		Price Range		Stores	Wtd Avg	Price Range		Stores	Wtd Avg	Price Range		Stores	Wtd Avg
				4/	4/			4/	4/			4/	4/
	bagged fryer	0.79 - 1.49		900	1.09	0.79 - 1.49		660	0.94	0.78 - 1.66		1,020	1.00
	cut-up fryer	0.99 - 1.69		480	1.39	4.69		20	4.69	1.29 - 1.69		120	1.61
	bagged roaster	0.79 - 1.29		750	1.06	0.99 - 1.29		1,600	1.06	0.99 - 1.39		20	1.21
	Cornish (frs/frz)	1.99 - 2.59		110	2.39	2.29		30	2.29				
<b>PARTS:</b>		Processor Brand	Store Brand	Stores	Wtd Avg	Processor Brand	Store Brand	Stores	Wtd Avg	Processor Brand	Store Brand	Stores	Wtd Avg
<b>Bnls/Sknls Breast</b>													
	regular pack	1.99 - 3.99	1.89 - 3.99	1,240	3.27	1.99 - 3.99	1.99 - 3.99	1,930	3.46	1.88 - 3.99	1.99 - 3.49	730	2.92
	value pack	1.99 - 2.99	1.78 - 2.99	750	2.64		1.67 - 2.98	270	2.12		1.99	120	2.00
	thin sliced	3.29 - 4.99	2.99 - 4.99	1,200	4.07	3.69 - 4.29	3.99	190	3.85	3.99 - 4.99	2.98 - 3.99	310	4.56
	marinated		2.99 - 3.99	220	3.34		2.99 - 3.99	40	3.16		3.49 - 5.49	180	3.86
<b>Breast Tenders</b>													
	regular pack	1.99 - 3.99	1.99 - 3.99	1,090	3.63	1.98 - 3.69	2.99 - 4.49	1,600	3.85	1.88 - 3.99	1.99 - 2.98	260	3.07
	value pack	1.99 - 2.79		40	2.17		2.99	10	2.99				
<b>Split, bn-in Breast</b>													
	regular pack	1.19 - 1.99	0.99 - 1.99	1,000	1.66	0.99 - 1.99	1.19 - 1.35	1,190	1.67	0.99 - 2.28	0.99 - 1.79	290	1.33
	value pack	0.99 - 1.99	0.99 - 2.49	700	1.60	0.98 - 1.99	0.99 - 1.58	210	1.07	0.98 - 1.99	1.00 - 1.69	280	1.45
<b>Whole Wings</b>		1.99	1.89 - 2.09	890	1.98	1.58 - 1.99	1.79 - 1.99	220	1.96	1.48 - 2.20	1.28 - 2.09	220	1.93
<b>Leg Quarters</b>													
	tray pack	0.69 - 1.29	0.69 - 1.49	940	0.93		0.49 - 0.99	230	0.69	0.85 - 0.99	0.59 - 1.49	440	0.87
	bagged	0.69	0.48 - 0.49	50	0.54	0.49	0.49 - 0.69	550	0.66	0.39 - 0.49	0.39 - 0.69	120	0.49
<b>Legs</b>		0.79	0.78 - 1.49	380	1.11		0.99	20	0.99				
<b>Thighs</b>													
	regular pack	0.99 - 1.69	1.49	660	1.22	0.98 - 1.69	0.89	320	1.08	0.99 - 1.69	1.09	300	1.33
	value pack	1.19 - 1.29	0.98 - 1.49	1,520	1.15	0.79 - 0.99	0.99 - 1.49	310	1.04	0.79 - 0.99	0.79 - 1.19	320	1.03
<b>Drumsticks</b>													
	regular pack	0.99 - 1.69	1.49	650	1.32	0.98 - 1.69	0.89	320	1.08	0.99 - 1.69	1.39	300	1.34
	value pack	1.19 - 1.29	0.69 - 1.49	1,570	1.14	0.79 - 0.99	0.58 - 1.49	380	0.97	0.79 - 0.99	0.79 - 1.19	340	1.02
<b>Bnls/Sknls Thighs</b>													
	regular pack	1.98 - 2.59	2.49 - 2.99	370	2.53	1.99	1.79 - 1.99	140	1.82		1.79 - 4.99	120	4.86
	value pack		1.69	30	1.69								
<b>9-pc Combos</b>													
	drum-thigh-breast		2.19	100	2.19						2.19	120	2.19
	drum-thigh-wing						1.18	10	1.18				
IDF	<b>B/S Breast</b>	1.99	1.66 - 1.99	60	1.94	2.60 - 2.80	1.99 - 2.40	400	2.73	2.00 - 2.80	1.66 - 2.96	860	2.15
	<b>Tenders</b>		2.40	10	2.40	2.60 - 2.80	3.50	170	2.89	2.00 - 2.80	1.66 - 2.96	510	2.26
	<b>Wings</b>						2.00	20	2.00	2.50	2.00	50	2.15
	<b>Party Wings</b>		1.66 - 1.99	160	1.91	2.00	1.66	90	1.92		2.00	10	2.00






**USDA Weekly Retail Chicken Feature Activity**

**Advertised Prices for Chicken to Consumers at Major Retail Supermarket Outlets during the period of 08/27 thru 09/02.**

(prices in dollars per pound, fresh tray-pack product unless otherwise noted)

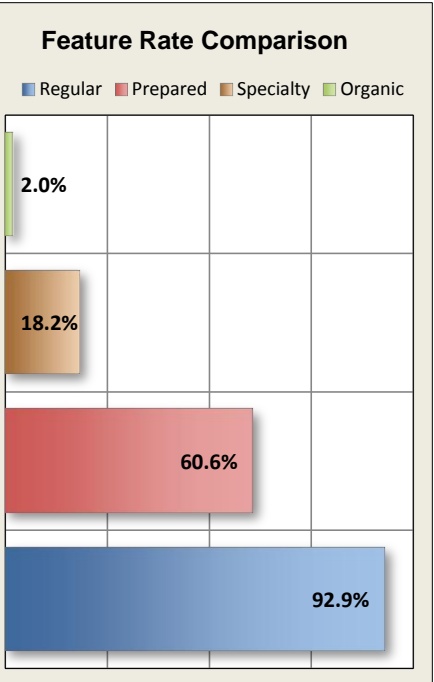
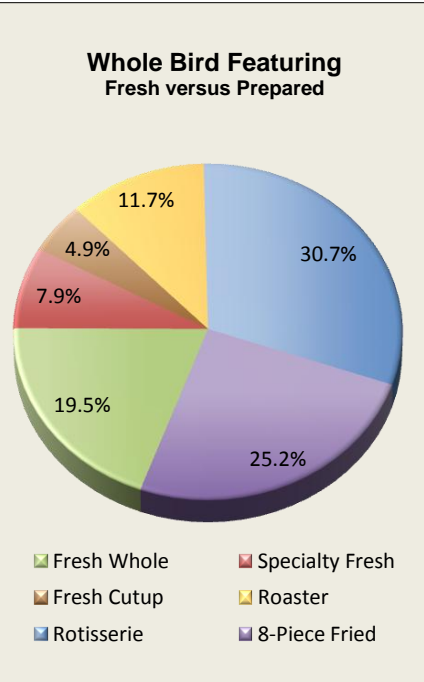
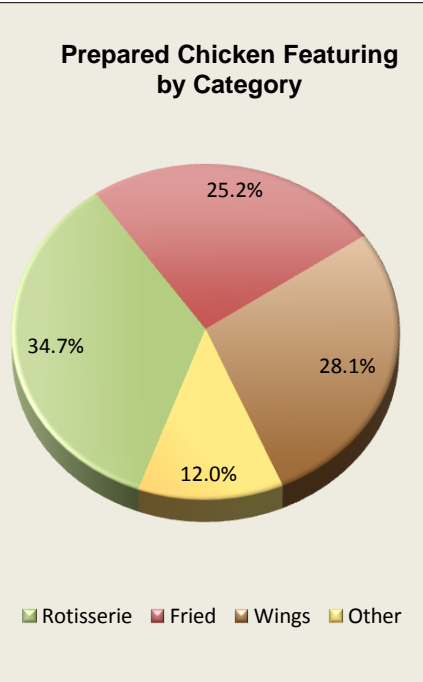
Fri. Aug 27, 2010

		<b>SOUTH CENTRAL U.S.</b> <small>(AR,AZ,CO,KS,LA,MO,NM,OK,TX,UT)</small> 				<b>SOUTHWEST U.S.</b> <small>(CA,NV)</small> 				<b>NORTHWEST U.S.</b> <small>(ID,MT,OR,WA,WY)</small> 			
<b>Feature Rate 1/ Special Rate 2/ Activity Index 3/</b>		<b>88.0% of 3,500 sampled outlets</b> <b>4.6% of stores w/ no-price promotions</b> <b>Activity Index = 8,600</b>				<b>93.6% of 2,400 sampled outlets</b> <b>0.0% of stores w/ no-price promotions</b> <b>Activity Index = 8,270</b>				<b>92.7% of 1,000 sampled outlets</b> <b>0.0% of stores w/ no-price promotions</b> <b>Activity Index = 3,930</b>			
<b>WHOLE BIRD:</b>		Price Range		Stores	Wtd Avg	Price Range		Stores	Wtd Avg	Price Range		Stores	Wtd Avg
				4/	4/			4/	4/			4/	4/
bagged fryer		0.59 - 1.49		440	0.88	0.77 - 0.99		760	0.87	0.78 - 0.99		310	0.98
cut-up fryer		0.99 - 1.27		100	1.15	0.99 - 1.49		270	1.02	1.19		40	1.19
bagged roaster		1.19		90	1.19								
Cornish (frs/frz)		2.18		90	2.18	1.49 - 2.18		210	1.62	2.18		20	2.18
<b>PARTS:</b>		Processor Brand	Store Brand	Stores	Wtd Avg	Processor Brand	Store Brand	Stores	Wtd Avg	Processor Brand	Store Brand	Stores	Wtd Avg
<b>Bnls/Sknl's Breast</b>													
regular pack		1.97 - 2.99	1.88 - 2.99	680	2.37	2.49 - 4.99	2.49	680	4.38	2.49 - 3.99	1.99 - 2.99	630	3.42
value pack			1.88 - 2.79	500	2.19		1.97	300	1.97	3.88	2.28	140	3.64
thin sliced		3.99		20	3.99	4.99 - 5.99		440	5.61				
marinated							4.99	280	4.99		2.99	10	2.99
<b>Breast Tenders</b>						4.99		170	4.99				
regular pack		1.97 - 2.99	1.88 - 2.99	560	2.52								
value pack													
<b>Split, bn-in Breast</b>						2.49	1.19	330	2.37	1.29	0.99	270	1.00
regular pack		1.28 - 1.99	0.77 - 2.49	920	1.58								
value pack		0.97 - 1.39	0.78 - 1.49	480	1.22		0.99	150	0.99		1.39	30	1.39
<b>Whole Wings</b>			1.79 - 1.99	130	1.81						1.99	230	1.99
<b>Leg Quarters</b>			0.79 - 1.49	450	1.12	0.78	0.74 - 0.89	320	0.78		0.58 - 1.49	410	0.98
tray pack													
bagged			0.38 - 0.69	520	0.59		0.49	90	0.49				
<b>Legs</b>							0.99	280	0.99				
<b>Thighs</b>						1.99	0.74	680	1.75	1.29 - 1.69		300	1.46
regular pack		1.29 - 1.69	0.99	360	1.34								
value pack		0.79 - 0.99	0.67 - 1.19	1,000	0.99	0.99	0.67 - 1.29	890	1.07		0.99 - 1.39	320	1.03
<b>Drumsticks</b>						1.99	0.74	680	1.75	1.29 - 1.69		300	1.46
regular pack		1.29 - 1.69	0.99	360	1.34								
value pack		0.79 - 0.99	0.59 - 1.19	1,080	0.96	0.99	0.59 - 1.29	910	1.06		0.99 - 1.39	320	1.03
<b>Bnls/Sknl's Thighs</b>							2.99	70	2.99		2.49 - 2.99	270	2.84
regular pack		1.78 - 1.99	1.49 - 2.49	110	1.98								
value pack			1.29	60	1.29		1.97 - 2.99	430	2.28				
<b>9-pc Combos</b>							1.49 - 1.99	50	1.81	1.59		30	1.59
drum-thigh-breast											0.99	30	0.99
drum-thigh-wing													
IDF	<b>B/S Breast</b>	2.80	1.66 - 2.40	150	2.33		2.00 - 2.40	150	2.34	2.80	2.00	270	2.69
	<b>Tenders</b>	2.80	1.66 - 2.40	260	2.34		2.40	130	2.40				
	<b>Wings</b>		2.00	120	2.00								
	<b>Party Wings</b>		2.00	120	2.00								



**USDA Weekly Retail Chicken Feature Activity - Prepared Chicken**  
**Advertised Prices for Chicken to Consumers at Major Retail Supermarket Outlets during the period of 08/27 thru 09/02.**  
 (prices in dollars per unit or per pound unless otherwise noted)

PREPARED FOODS NATIONAL SUMMARY						
	THIS WEEK		LAST WEEK		LAST YEAR	
<b>Feature Rate</b> <sup>1/</sup>	60.6% of 19,200 outlets		69.3% of 19,200 outlets		--	
<b>Activity Index</b> <sup>3/</sup>	<b>20,940</b>		<b>23,310</b>		<b>17,040</b>	
	Stores	Wtd Avg	Stores	Wtd Avg	Stores	Wtd Avg
<b>ROTISSERIE:</b>						
Whole Bird						
< 2 lbs.	6,100	5.75	5,320	5.92	6,640	5.60
2.1-3.0 lbs.	340	6.16	1,250	7.38	1,110	7.30
Whole Breast	340	3.62	60	7.58	290	7.78
Leg Quarter	490	1.49	130	1.30		
<b>FRIED/BAKED:</b>						
8-Piece	3,920	6.25	6,700	5.83	5,050	5.85
8-Piece Dark	1,130	5.29	1,520	6.49	250	5.43
12-Piece	230	9.24	1,880	9.89		
<b>Wings:</b>						
bone-in	4,790	6.14	3,840	6.61	1,470	4.98
boneless	1,090	4.87	1,120	6.01	970	5.10
<b>Tenders</b>	2,060	5.83	1,160	5.04	1,070	4.70
<b>Strips</b>	440	4.62	10	6.49	180	4.60
<b>Popcorn</b>	10	1.79	320	3.06	10	3.49



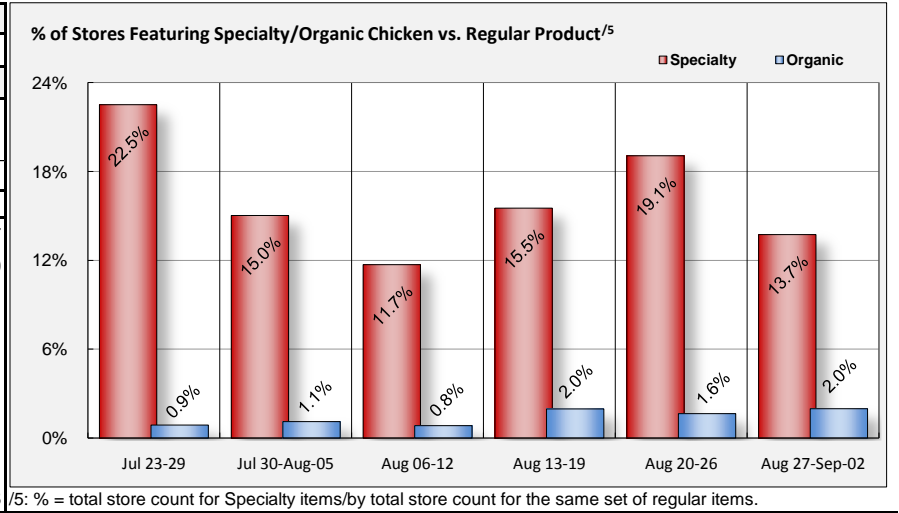
	NORTHEAST U.S.			SOUTHEAST U.S.			MIDWEST U.S.			SOUTH CENTRAL U.S.			SOUTHWEST U.S.			NORTHWEST U.S.		
<b>Feature Rate</b> <sup>1/</sup>	60.7% of 4,000 sampled outlets			83.1% of 5,100 sampled outlets			58.0% of 3,200 sampled outlets			45.4% of 3,500 sampled outlets			36.5% of 2,400 sampled outlets			65.3% of 1,000 sampled outlets		
<b>Activity Index</b> <sup>3/</sup>	Activity Index = 6,660			Activity Index = 6,280			Activity Index = 3,150			Activity Index = 2,530			Activity Index = 1,150			Activity Index = 1,170		
	price range	stores	wtd avg	price range	stores	wtd avg	price range	stores	wtd avg	price range	stores	wtd avg	price range	stores	wtd avg	price range	stores	wtd avg
<b>ROTISSERIE:</b>																		
Whole Bird																		
< 2 lbs.	4.99 - 7.99	1,820	5.93	4.99 - 6.99	1,530	5.89	3.99 - 6.99	1,340	5.48	4.50 - 5.99	670	5.26	4.99 - 5.99	290	5.94	5.99 - 6.49	450	6.02
2.1-3.0 lbs.				5.99	80	5.99	5.99 - 6.99	120	6.48	5.99	140	5.99						
Whole Breast	2.49	230	2.49	5.99	110	5.99												
Leg Quarter	1.99	230	1.99				1.00 - 1.99	90	1.14	1.00	170	1.00						
<b>FRIED/BAKED:</b>																		
8-Piece Mixed	4.99 - 7.99	1,330	6.92	4.99 - 7.99	1,560	5.98	4.99 - 6.99	300	6.28	4.99 - 6.99	600	5.50	4.99	40	4.99	4.99 - 6.99	90	6.65
8-Piece Dark	4.99 - 6.99	330	5.50	3.99 - 5.99	230	5.93	3.99 - 5.99	140	5.50	4.99 - 5.99	230	5.21	3.99	170	3.99	5.00	30	5.00
12-Piece	8.99	150	8.99	9.49 - 9.99	30	9.78	8.99 - 9.99	30	9.45	7.97 - 10.99	20	9.98						
<b>Wings:</b>																		
bone-in	3.99 - 6.49	1,180	5.33	4.98 - 7.99	2,080	6.72	3.99 - 7.99	830	5.97	3.88 - 7.99	370	6.94	3.99 - 5.00	330	4.90			
boneless	3.99 - 6.49	950	4.91	3.99 - 5.49	70	5.34	3.99	30	3.99	3.99	40	3.99						
<b>Tenders</b>	4.99 - 8.99	190	5.59	3.99 - 7.99	570	5.91	4.98 - 7.99	190	6.81	3.99 - 7.78	290	5.80	4.99	300	4.99	5.99	520	5.99
<b>Strips</b>	3.99	250	3.99	6.99	20	6.99	3.49 - 4.99	70	4.73				5.99	20	5.99	4.99 - 5.99	80	5.58
<b>Popcorn</b>							1.79	10	1.79									



**USDA Weekly Retail Chicken Feature Activity - USDA Certified Organic and Specialty Chicken**  
**Advertised Prices for Chicken to Consumers at Major Retail Supermarket Outlets during the period of 08/27 thru 09/02.**  
 (prices in dollars per pound, fresh tray-pack product unless otherwise noted)

Fri. Aug 27, 2010

	NATIONAL SUMMARY					
	SPECIALTY CHICKEN			USDA ORGANIC CHICKEN		
	THIS WEEK	LAST WEEK	LAST YEAR	THIS WEEK	LAST WEEK	LAST YEAR
<b>Feature Rate <sup>1/</sup></b>	18.2% of 19,200 outlets	22.0% of 19,200 outlets	16.8% of 18,600 outlets	2.0% of 19,200 outlets	1.4% of 19,200 outlets	2.4% of 18,600 outlets
<b>Activity Index <sup>3/</sup></b>	<b>5,630</b>	<b>7,510</b>	<b>7,020</b>	<b>740</b>	<b>620</b>	<b>790</b>
	Stores Wtd Avg	Stores Wtd Avg	Stores Wtd Avg	Stores Wtd Avg	Stores Wtd Avg	Stores Wtd Avg
Whole Fryer	1,660 1.46	750 1.76	610 1.87	250 2.88	80 2.62	340 3.07
Bnls/Sknls Breast	1,700 4.73	2,230 4.93	2,340 4.87	250 7.69	470 8.06	450 7.09
Breast Tenders	240 5.19	640 5.04	660 4.96	10 9.99		
Split, bn-in Breast	330 2.84	380 2.99	220 1.44			
Whole Wings	30 1.69	60 2.29	90 1.60			
Leg Quarters	40 1.26	30 1.42	160 1.22	-- --	-- --	
Legs	150 1.53	60 1.44	80 1.77			
Thighs	520 1.62	1,610 1.81	1,430 2.07			
Drumsticks	520 1.65	1,530 1.79	1,430 2.07	230 1.99		
B/S Thighs	440 2.77	220 2.01	150 2.19		70 4.99	20 3.98



	NORTHEAST U.S.			SOUTHEAST U.S.			MIDWEST U.S.			SOUTH CENTRAL U.S.			SOUTHWEST U.S.			NORTHWEST U.S.		
<b>Feature Rate <sup>1/</sup></b>	58.7% of 4,000 sampled outlets			8.3% of 5,100 sampled outlets			10.8% of 3,200 sampled outlets			7.0% of 3,500 sampled outlets			3.3% of 2,400 sampled outlets			3.8% of 1,000 sampled outlets		
<b>Activity Index <sup>3/</sup></b>	<b>Activity Index = 3,620</b>			<b>Activity Index = 670</b>			<b>Activity Index = 730</b>			<b>Activity Index = 430</b>			<b>Activity Index = 100</b>			<b>Activity Index = 80</b>		
	price range	stores	wtd avg	price range	stores	wtd avg	price range	stores	wtd avg	price range	stores	wtd avg	price range	stores	wtd avg	price range	stores	wtd avg
Whole Fryer	0.99 - 2.29	1,010	1.52	0.99 - 1.59	350	1.26	0.99 - 2.29	80	1.37	0.99 - 1.89	170	1.36	0.99 - 3.49	20	2.46	0.99 - 3.49	30	1.76
Bnls/Sknls Breast	3.49 - 6.99	1,040	4.86	3.29 - 5.99	280	5.04	2.99 - 5.99	240	4.49	2.99 - 3.99	90	3.24	3.99 - 5.99	30	3.99	3.99 - 5.99	20	4.66
Breast Tenders	5.69 - 6.99	170	5.86				2.99	30	2.99	3.99	10	3.99	3.99	30	3.99			
Split, bn-in Breast	2.29 - 3.29	190	3.19	2.99	20	2.99	1.69 - 3.39	100	1.99							3.49 - 3.69	20	3.61
Whole Wings							1.69	30	1.69									
Leg Quarters							0.89	20	0.89	0.98	10	0.98						
Legs	0.99 - 1.79	90	1.58	1.49	20	1.49	0.89	20	0.89				1.99	20	1.99			
Thighs	1.29 - 1.99	380	1.64				0.99 - 1.99	80	1.53	1.49 - 2.49	60	1.58						
Drumsticks	1.29 - 1.99	360	1.64				0.99 - 1.99	80	1.57	1.49 - 2.49	80	1.78						
B/S Thighs	1.99 - 3.69	380	2.87				1.19 - 1.99	50	1.80	3.99	10	3.99						
<b>ORGANIC</b>	7.5% of 4,000 sampled outlets <b>Activity Index = 540</b>			0.0% of 5,100 sampled outlets <b>Activity Index = 0</b>			0.0% of 3,200 sampled outlets <b>Activity Index = 0</b>			0.0% of 3,500 sampled outlets <b>Activity Index = 0</b>			0.0% of 2,400 sampled outlets <b>Activity Index = 130</b>			7.3% of 1,000 sampled outlets <b>Activity Index = 70</b>		
Whole Fryer	2.79 - 3.99	250	2.88										6.99 - 7.99	130	7.99	6.99	70	6.99
Bnls/Sknls Breast	7.09 - 9.99	50	7.90															
Breast Tenders	9.99	10	9.99															
Split, bn-in Breast																		
Whole Wings																		
Legs																		
Thighs																		
Drumsticks	1.99	230	1.99															
B/S Thighs																		

Specialty products are produced from chickens raised on an all vegetable diet without antibiotics and are minimally processed. USDA Certified Organic are products grown and processed according to USDA's national organic standards and certified by USDA-accredited State and private certification organizations. For more information, visit <http://www.ams.usda.gov/nop/>.