



TURKEY MARKET NEWS REPORT

ISSN 1522-0575

FRIDAY
JUNE 11, 2010
VOL. 57 NO. 69

U.S. Department of Agriculture

Agricultural Marketing Service

Poultry Programs

Market News and Analysis Branch

NATIONAL TURKEY MARKET-AT-A-GLANCE

DOMESTIC MARKET HIGHLIGHTS

The market on frozen hens and consumer sized toms was steady to firm. Demand light to moderate. Frozen offerings none to light and held with confidence. Frozen basted equivalent offering prices on a national basis for hens 87.00-91.00 cents shipping point and toms 87.00-91.00 cents shipping point for current deliveries. Trading centered on light volumes on frozen basted equivalent hens at 97 cents shipping point for September and 100 cents shipping point for October.



The market on white meat was steady to firm. Demand light to good, mostly moderate to good for the very light to light offerings. The market on tom necks and fresh tom drums was steady to barely steady, frozen tom drums steady with some continued unsettledness noted, tom wings steady to fully steady with 2-joints strongest. Tom bulk parts demand light to moderate. Offerings light to adequate, sometimes fully adequate with tom necks and fresh tom drums the most available. The market on thigh meat and mechanically separated turkey (MST) was steady. Demand light to fair for the light to adequate offerings with MST starting to become more available. Trading slow.

EXPORT MARKET HIGHLIGHTS

Trading light to moderate. Trading was noted on frozen tom drums at steady to lower trending prices and on tom necks at lower price levels. Demand and offerings light to fair with inquiry noted on whole turkeys.

SAN FRANCISCO PROCESSED TURKEY DELIVERED TO RESTAURANTS AND INSTITUTIONS

	RANGE
TURKEYS Y HENS	114-149
TURKEYS Y TOMS UNDER 22#	111-149
TURKEYS Y TOMS 22-24#	111-149
TURKEYS Y TOMS 24-26#	108-149
TURKEYS Y TOMS 26 LBS & OVER	118-149

SOUTHERN CALIFORNIA (L. A. AREA) PROCESSED TURKEY DELIVERED TO RETAILERS

	RANGE
FRESH TURKEYS Y HENS 8-16#	110-120
FRESH TURKEYS Y TOMS 14-24#	
FROZEN TURKEYS Y HENS 8-16#	88-98
FROZEN TURKEYS Y TOMS 14-24#	98-100
FROZEN TURKEYS Y TOMS 24-28#	98-100

NATIONAL FRESH TURKEYS

U.S. GRADE A, DELIVERED TO FIRST RECEIVERS
(prices reflect turkeys with timers), Week of 14-JUN-2010

	Price (cents/lb.)	Volume (lbs.)
8-16 lbs.	98.37	175,000
16-24 lbs.	97.06	85,000

PRICE TO BE DETERMINED

8-16 lbs.	--	5,000
16-24 lbs.	--	5,000

Total Volume: 270,000

LIVE TURKEYS SLAUGHTERED W/E 05-Jun-10 (Preliminary)

	YOUNG		YOUNG	OLD	TOTAL
	HENS	TOMS	BREEDERS	TURKEYS	
Head	1,545	2,160	14	1	3,720
Avg Wt	17.66	38.70	24.74	72.91	29.92
Last week	1,752	2,549	17	26	4,344
Same wk yr ago	2,202	2,638	10	1	4,851
Avg Wt	17.41	38.41	25.03	30.14	28.85
To-date/2010*	38,960	55,244	474	157	94,835
To-date/2009*	41,341	56,677	533	104	98,655
% Change YTD	-6%	-3%	-11%	51%	-4%
Ready-to-Cook Weight and Dressing Percentage					
Current week	21,828	66,872	267	56	89,023
Last week	23,968	78,768	323	540	103,599
Same wk yr ago	30,286	80,047	191	23	110,547
To-date/2010*	530,466	1,723,994	9,398	3,971	2,267,829
To-date/2009*	549,769	1,741,621	11,062	2,676	2,305,128
% Change YTD	-4%	-1%	-15%	48%	-2%
Dressing %	80.0%	80.0%	77.0%	77.0%	

(A) Dressing% adjustments reflect quarterly update.

*Note: Year to-date totals reflect comparable time periods.

NUMBER OF TURKEYS SLTRD IN FEDERALLY INSPECTED PLANTS

	-----Young turkeys-----			Old	Total	Turkeys
	Thousand	Pct chg	Avg	Breeders	head-Live wt	Avg
	Head	PW	Live wt	-Thousand	head-Live wt	
North East	483	-19	26.99	(A)	484	26.99
South Atlantic	543	-13	36.28	(A)	543	36.28
North Central	1,834	-13	32.34	(A)	1,834	32.34
South Central	683	-12	19.72	(A)	683	19.72
West	176	-17	32.43	(A)	176	32.43
U.S. total	3,719 (B)	-14	29.92	1	3,720	29.92
To-date						
2010*	94,678 (B)			157	94,835	
To-date						
2009*	98,551 (B)			104	98,655	

(A) Not published to avoid disclosing individual operations.

(B) Number of young banded breeder turkeys included: this week 14,000; for the current year to date* 474,000; for last year to date* 533,000.

*Note: Year to-date totals reflect comparable time periods.

Weekly Weighted Average Prices for Frozen Whole Young Turkeys
USDA, Agricultural Marketing Service, Poultry Market News & Analysis Branch
 (consumer sizes, commodity pack or equivalent, U.S. Grade A, cents/lb. (minimum 10,000 lb lots))

For the Week Ending June 11, 2010

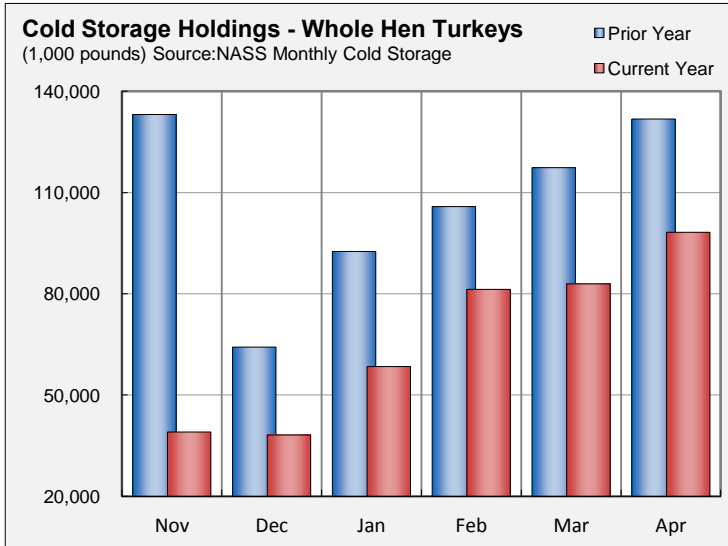
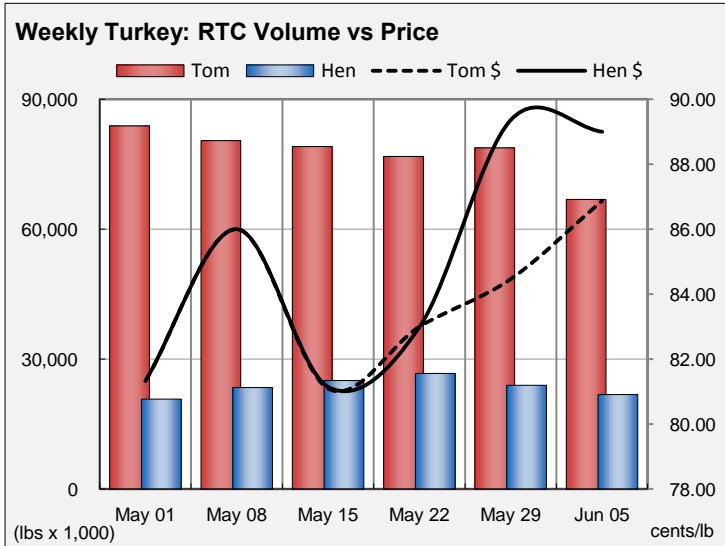
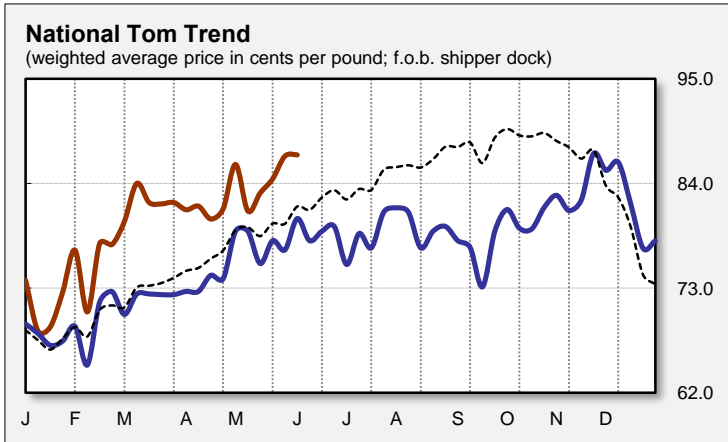
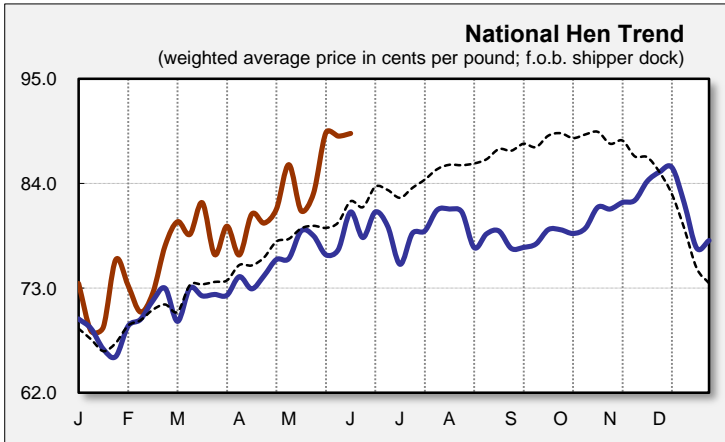
National Weighted Average Price (FOB Shipper Dock basis)	Current Week		Last Week		Last Year	
	wtd avg (cents/lb)	volume (000 lbs.)	wtd avg (cents/lb)	volume (000 lbs.)	wtd avg (cents/lb)	volume (000 lbs.)
8-16 lb. (Hens)	89.29	42	89.00	80	81.00	--
16-24 lb. (Toms)	87.00	20	86.88 ¹		80.33	--

May Averages		
This Month	Last Month	Last Year
82.46	80.43	75.61
82.33	80.70	75.58

Regional Weighted Average Price (Delivered basis)	Current Week		Last Week		Last Year	
	wtd avg (cents/lb)	volume (000 lbs.)	wtd avg (cents/lb)	volume (000 lbs.)	wtd avg (cents/lb)	volume (000 lbs.)
8-16 lb. (Hens)						
Eastern Region	92.20 ¹		91.00	80	84.00	
Central Region	92.29	42	91.19 ¹		80.80 ¹	
Western Region	89.40 ¹		88.75 ¹		80.80 ¹	
16-24 lb. (Toms)						
Eastern Region	92.20 ¹		90.25 ¹		84.00	
Central Region	91.00	20	90.63 ¹		82.00	
Western Region	89.40 ¹		88.75 ¹		80.80 ¹	

May Averages		
This Month	Last Month	Last Year
86.45	83.90	78.71
84.73	82.90	78.74
85.10	83.45	78.50
86.26	83.93	78.75
84.43	83.35	78.59
85.10	83.60	78.50

¹ based on offers.



NATIONAL YOUNG TURKEY PARTS, INCLUDING BULK MEAT and FROZEN (UNLESS SPECIFIED), CENTS PER LB., DELIVERED FIRST RECEIVERS, PART AND FULL TRUCKLOTS AS OF 10 JUNE 2010.

The market tone on fresh tom drums and tom necks was steady to instances barely steady, balance of bulk parts steady. Demand and offerings were light to moderate. White meat was steady to firm. Demand ranged light to good. Offerings were light. The market on thigh meat was steady. Demand was light to moderate for the light offerings. The mechanically separated turkey market was steady. Demand and offerings light to moderate. Market activity was slow with the largest volume of trading into export channels. Some continued reports of difficulties in the availability of transportation. For export: fresh tom drums 68, frozen tom necks 49-51 cents delivered border or port.

DOMESTIC TRADING	PRICE RANGE	L.S.T. CODE 1/	WTD AVG PRICE	VOLUME (000)
BREASTS, 4-8 LBS GRADE A 2/				
BREASTS, 4-8 LBS GRADE A--FRESH 2/	161.00		161.00	1
BREASTS, 4-8 LBS PLANT GRADE 2/				
DRUMSTICKS, TOM	74.00		74.00	40
DRUMSTICKS, TOM--FRESH		W	71.00	40
DRUMSTICKS, HEN		W	70.00	20
WINGS, FULL-CUT, TOM		W	69.50	80
WINGS, FULL-CUT, HEN		W	70.00	20
WINGS, V-TYPE, TOM		W	87.00	25
WINGS, V-TYPE, HEN		W	121.00	5
NECKS, TOM	52.00-54.00		53.00	80
NECKS, HEN		F	57.00	7
BREASTS, B/S, TOM 3/		R	217.00	40
BREASTS, B/S, TOM--FRESH 3/		W	225.00	40
THIGH MEAT		W	119.00	40
THIGH MEAT--FRESH	120.00		120.00	40
BREAST TRIM MEAT		M	158.00	12
SCAPULA MEAT		T	147.00	18
WING MEAT WITH SKIN		F	135.00	40
TENDERLOINS				
DESTRAPPED TENDERS				
DESTRAPPED TENDERS--FRESH				
MECHANICALLY SEPARATED 4/		F	33.00	20
MECHANICALLY SEPARATED--FRESH 4/	43.00-44.00		43.50	80
EXPORT TRADING				
DRUMSTICKS, TOMS	71.00-75.00		73.33	240
WINGS FULL-CUT - TOMS				
WINGS, V-TYPE, TOM	91.50		91.50	120
TAILS	43.00		43.00	40
MECHANICALLY SEPARATED 4/	34.00		34.00	54
THIGH MEAT - FROZEN	120.00-121.00		120.50	108

1/ CODES FOR LAST SIGNIFICANT TRADE (L.S.T.):

M=MONDAY T=TUESDAY W=WEDNESDAY R=THURSDAY F=FRIDAY

2/ Breasts are bagged; rib, back, and wing meat included; and basted.

3/ Boneless and skinless without tenderloins.

4/ 15-20% fat with skin added.

NATIONAL YOUNG TURKEY PARTS, INCLUDING BULK MEAT and FROZEN (UNLESS SPECIFIED), CENTS PER LB., DELIVERED FIRST RECEIVERS, PART AND FULL TRUCKLOTS AS OF 11 JUNE 2010.

The market tone on fresh tom drums and tom necks was steady to instances barely steady, while the balance of bulk parts remained steady. Both demand and offerings were light to moderate; tom necks and fresh tom drums were in the longest position. The white meat market ranged steady to firm. Demand was light to good. Offerings were light and not well tested. The market on thigh meat was steady. Demand was light to moderate with offerings light. The mechanically separated turkey market was mostly steady. Demand and offerings were light to moderate. Market activity was slow with light reported spot trading. Transportation availability continues to be a factor. For export: frozen hen thigh meat 118, frozen tom necks 49 cents delivered port.

DOMESTIC TRADING	PRICE RANGE	LST CODE 1/	WTD AVG PRICE	VOLUME (000)	WEEKLY WTD AVG PRICE	WEEKLY VOLUME (000)
BREASTS, 4-8 LBS GRADE A 2/						
BREASTS, 4-8 LBS GRADE A--FRESH 2/		R	161.00	1	161.00	1
BREASTS, 4-8 LBS PLANT GRADE 2/						
DRUMSTICKS, TOM	72.00-75.00		72.76	165	73.00	205
DRUMSTICKS, TOM--FRESH	70.00-71.00		70.43	70	70.91	230
DRUMSTICKS, HEN	69.00		69.00	3	69.85	23
WINGS, FULL-CUT, TOM	70.00-71.00		70.83	48	70.24	168
WINGS, FULL-CUT, HEN	70.00		70.00	4	70.00	24
WINGS, V-TYPE, TOM		W	87.00	25	87.00	25
WINGS, V-TYPE, HEN		W	121.00	5	121.00	5
NECKS, TOM		R	53.00	80	52.00	120
NECKS, HEN	57.00		57.00	5	57.00	5
BREASTS, B/S, TOM 3/						
BREASTS, B/S, TOM--FRESH 3/		W	225.00	40	223.11	180
THIGH MEAT		W	119.00	40	119.00	40
THIGH MEAT--FRESH	120.00		120.00	80	120.00	140
BREAST TRIM MEAT		M	158.00	12	158.00	12
SCAPULA MEAT		T	147.00	18	147.00	18
WING MEAT WITH SKIN		F	135.00	40		
TENDERLOINS						
DESTRAPPED TENDERS						
DESTRAPPED TENDERS--FRESH						
MECHANICALLY SEPARATED 4/		W	34.00	120	34.00	120
MECHANICALLY SEPARATED--FRESH 4/	43.00		43.00	25	43.67	195
EXPORT TRADING						
DRUMSTICKS, TOMS	73.00-75.00		73.54	148	73.05	522
WINGS FULL-CUT - TOMS						
WINGS, V-TYPE, TOM		R	91.50	120	91.50	120
TAILS	40.00		40.00	108	41.23	228
MECHANICALLY SEPARATED 4/		R	34.00	54	34.00	54
THIGH MEAT - FROZEN		R	120.50	108	120.50	108

1/ CODES FOR LAST SIGNIFICANT TRADE (L.S.T.):

M=MONDAY T=TUESDAY W=WEDNESDAY R=THURSDAY F=FRIDAY

2/ Breasts are bagged; rib, back, and wing meat included; and basted.

3/ Boneless and skinless without tenderloins.

4/ 15-20% fat with skin added.

USDA, AMS, POULTRY PROGRAMS, MARKET NEWS & ANALYSIS BRANCH OFFICES

Washington, DC	Voice (202)720-6911	Michael Sheats,	Des Moines, IA	Voice (515)284-4471	Jason Karwal,
	Fax (202)720-2403	Chief		Fax (515)284-4468	Officer-in-Charge
Atlanta, GA	Voice (404)562-5850	Annie Terry,	Jackson, MS	Voice (601)965-4662	Gary Brown,
	Fax (404)562-5875	Officer-in-Charge		Fax (601)359-1175	Southern States Area Supervisor