



USDA TURKEY MARKET NEWS REPORT

ISSN 1522-0575

FRIDAY
APRIL 09, 2010
VOL. 57 NO. 42

U.S. Department of Agriculture

Agricultural Marketing Service

Poultry Programs

Market News and Analysis Branch

NATIONAL TURKEY MARKET-AT-A-GLANCE

DOMESTIC MARKET HIGHLIGHTS

The market tone on frozen hens and consumer sized toms was steady to fully steady. Demand light to fair, instances good for current and deferred shipments. Frozen offerings light to adequate. Frozen offering prices on a national basis ranged for hens 76.50-82 cents shipping point and toms ranged 76.50-82 cents shipping point for current deliveries. Trading light on frozen basted equivalent consumer sized toms at 76.50-82 cents shipping point.



The market tone on white meat was steady to firm, tom drums steady to cautiously steady, tom full-cut wings mixed ranging from barely steady to fully steady, tom necks steady to instances weak, thigh meat and mechanically separated turkey steady to fully steady. Demand light to moderate, instances good with interest on some white items going unfilled. Offerings of white meat short to light, thigh meat spotty, and mechanically separated turkey light at best. Offerings of tom drums and full-cut wings mostly adequate, tom necks adequate to instances burdensome. Some over 6 month age institutional sized breasts are being offered at discounted levels.

EXPORT MARKET HIGHLIGHTS

Trading light. Trading was also noted on tom necks and whole tenderloins. Demand light to moderate. Offerings mixed with supplies varying by product and processor.

SAN FRANCISCO PROCESSED TURKEY DELIVERED TO RESTAURANTS AND INSTITUTIONS

	RANGE
TURKEYS Y HENS	118-149
TURKEYS Y TOMS UNDER 22#	115-149
TURKEYS Y TOMS 22-24#	115-149
TURKEYS Y TOMS 24-26#	110-149
TURKEYS Y TOMS 26 LBS & OVER	118-149

LIVE TURKEYS SLAUGHTERED W/E 03-Apr-10 (Preliminary)

	YOUNG		YOUNG	OLD	TOTAL
	HENS	TOMS	BREEDERS		TURKEYS
Head	1,673	2,344	7	1	4,025
Avg Wt	17.42	39.02	22.40	54.18	30.02
Last week	1,817	2,493	12	2	4,324
Same wk yr ago	1,873	2,634	22	5	4,534
Avg Wt	16.02	38.52	25.52	38.00	29.16
To-date/2010*	23,109	32,606	301	91	56,107
To-date/2009*	24,363	34,188	332	86	58,969
% Change YTD	-5%	-5%	-9%	6%	-5%

SOUTHERN CALIFORNIA (L. A. AREA) PROCESSED TURKEY DELIVERED TO RETAILERS

	RANGE
FRESH TURKEYS Y HENS 8-16#	105-125
FRESH TURKEYS Y TOMS 14-24#	
FROZEN TURKEYS Y HENS 8-16#	82-85
FROZEN TURKEYS Y TOMS 14-24#	82-92
FROZEN TURKEYS Y TOMS 24-28#	82-92

	YOUNG		YOUNG	OLD	TOTAL
	HENS	TOMS	BREEDERS		TURKEYS
Ready-to-Cook Weight and Dressing Percentage					
Current week	23,314	73,176	121	42	96,653
Last week	25,038	78,454	226	92	103,810
Same wk yr ago	23,704	80,155	430	145	104,434
To-date/2010*	314,738	1,025,020	6,046	2,347	1,348,151
To-date/2009*	325,290	1,068,456	6,667	2,115	1,402,528
% Change YTD	-3%	-4%	-9%	11%	-4%

Dressing % 80.0% 80.0% 77.0% 77.0%

*Note: Year to-date totals reflect comparable time periods.

NATIONAL FRESH TURKEYS

U.S. GRADE A, DELIVERED TO FIRST RECEIVERS
(prices reflect turkeys with timers), Week of 12-APR-2010

	Price (cents/lb.)	Volume (lbs.)
PRICED AT TIME OF SALE		
8-16 lbs.	92.60	250,000
16-24 lbs.	90.32	95,000
PRICE TO BE DETERMINED		
8-16 lbs.	--	5,000
16-24 lbs.	--	5,000
Total Volume:		355,000

NUMBER OF TURKEYS SLTRD IN FEDERALLY INSP PLANTS

	Young turkeys		Old	Total	Turkeys
	Thousand	Pct chg	Breeders	head-	Avg
	Head	PW	Live wt	-Thousand head-	Live wt
North East	549	-16	27.17	(A)	550 27.17
South Atlantic	596	-6	32.61	(A)	596 32.61
North Central	1,893	-9	34.82	(A)	1,893 34.82
South Central	703	1	19.21	(A)	703 19.21
West	283	12	24.74	(A)	283 24.74
U.S. total	4,024 (B)	-7	30.02	1	4,025 30.02
To-date					
2010*	56,016 (B)			91	56,107
To-date					
2009*	58,883 (B)			86	58,969

(A) Not published to avoid disclosing individual operations.

(B) Number of young banded breeder turkeys included: this week 7,000; for the current year to date* 301,000; for last year to date* 332,000.

*Note: Year to-date totals reflect comparable time periods.

Weekly Weighted Average Prices for Frozen Whole Young Turkeys
USDA, Agricultural Marketing Service, Poultry Market News & Analysis Branch
 (consumer sizes, commodity pack or equivalent, U.S. Grade A, cents/lb. (minimum 10,000 lb lots))

For the Week Ending April 09, 2010

National Weighted Average Price (FOB Shipper Dock basis)	Current Week		Last Week		Last Year	
	wtd avg (cents/lb)	volume (000 lbs.)	wtd avg (cents/lb)	volume (000 lbs.)	wtd avg (cents/lb)	volume (000 lbs.)
8-16 lb. (Hens)	76.50	20	79.53 ¹		74.20	--
16-24 lb. (Toms)	81.23	300	82.00	320	72.67	--

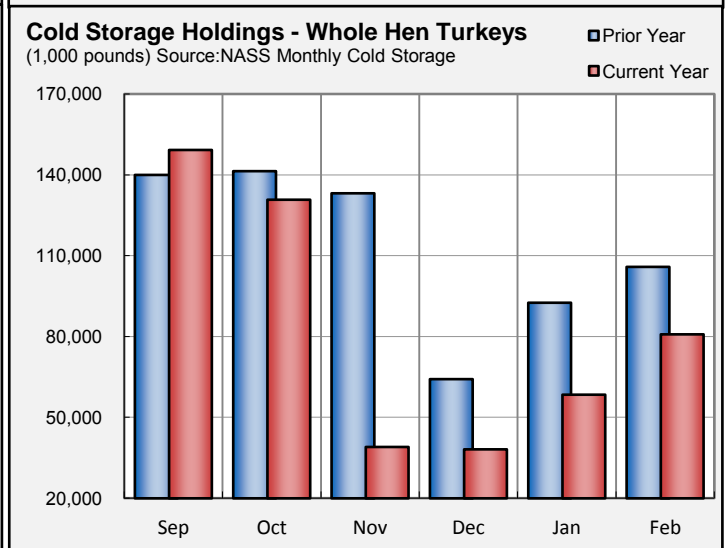
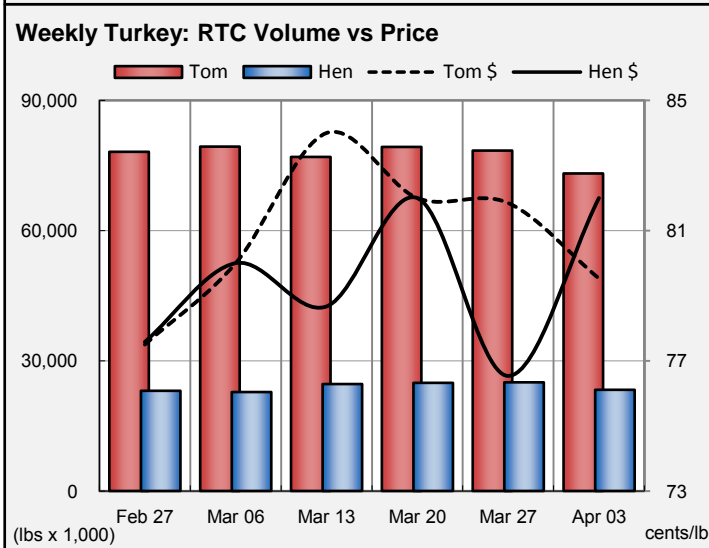
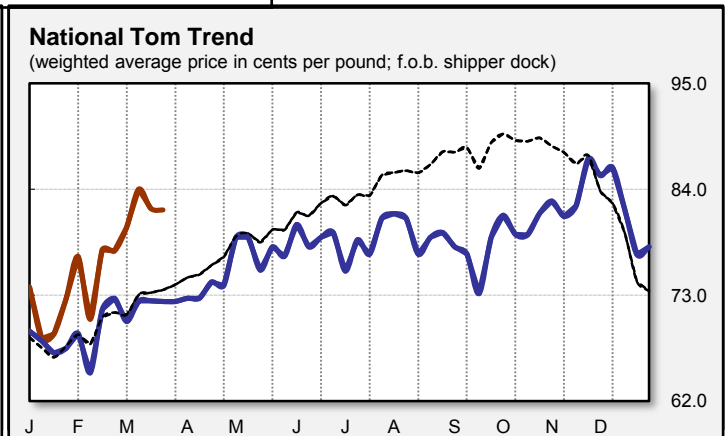
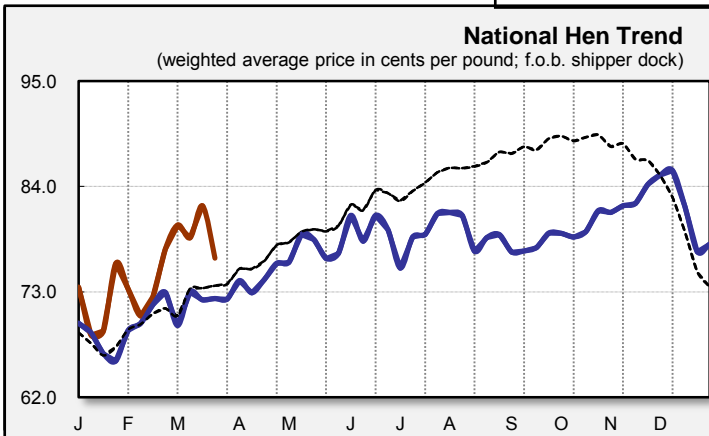
March Averages		
This Month	Last Month	Last Year
78.90	75.25	72.30
79.04	75.26	72.30

Regional Weighted Average Price (Delivered basis)	Current Week		Last Week		Last Year	
	wtd avg (cents/lb)	volume (000 lbs.)	wtd avg (cents/lb)	volume (000 lbs.)	wtd avg (cents/lb)	volume (000 lbs.)
8-16 lb. (Hens)						
Eastern Region	82.80 ¹		82.90 ¹		76.00 ¹	
Central Region	79.50	20	81.40 ¹		75.75 ¹	
Western Region	82.80 ¹		82.90 ¹		76.00 ¹	
16-24 lb. (Toms)						
Eastern Region	82.80 ¹		84.00	320	76.00 ¹	
Central Region	84.23	300	81.40 ¹		75.00 ¹	
Western Region	82.80 ¹		82.90 ¹		76.00 ¹	

March Averages		
This Month	Last Month	Last Year
82.64	78.72	75.22
80.61	77.36	75.32
82.34	78.28	75.34
82.82	78.69	75.26
80.61	77.44	75.27
82.48	78.31	75.34

¹ based on offers.

— 2010
 — 2009
 - - - Prior 3 Year Avg.



NATIONAL YOUNG TURKEY PARTS, INCLUDING BULK MEAT and FROZEN (UNLESS SPECIFIED), CENTS PER LB., DELIVERED FIRST RECEIVERS, PART AND FULL TRUCKLOTS AS OF 08 APRIL 2010.

The market tone on tom necks was steady to instances weak with the balance of bulk parts steady to at times firm. Demand was mixed, light to good. Some reports of buyers being price sensitive and product selective. Offerings ranged light to adequate. The trade sentiment on white meat items was steady to instances firm. Demand was slow to moderate with best interest on white trims. Offerings were light to barely adequate. The market tone on thigh meat was steady to fully steady. Demand was limited and not well tested. Domestic and export trading remained slow. For domestic: fresh breast trim 140, fresh scapula meat 133 cents delivered. For export: frozen tenderloins 161, frozen tom necks 67.5 cents delivered port.

DOMESTIC TRADING	PRICE RANGE	L.S.T. CODE 1/	WTD AVG PRICE	VOLUME (000)
BREASTS, 4-8 LBS GRADE A 2/				
BREASTS, 4-8 LBS GRADE A--FRESH 2/				
BREASTS, 4-8 LBS PLANT GRADE 2/	99.00		99.00	40
DRUMSTICKS, TOM		W	71.60	100
DRUMSTICKS, TOM--FRESH		T	68.00	80
DRUMSTICKS, HEN	68.00		68.00	40
WINGS, FULL-CUT, TOM		W	71.00	40
WINGS, FULL-CUT, HEN		W	69.00	15
WINGS, V-TYPE, TOM		W	86.00	160
WINGS, V-TYPE, HEN		W	120.00	5
NECKS, TOM	71.00		71.00	12
NECKS, HEN		W	66.00	15
BREASTS, B/S, TOM 3/		R	172.00	40
BREASTS, B/S, TOM--FRESH 3/	170.00		170.00	40
THIGH MEAT		W	120.00	40
THIGH MEAT--FRESH		W	121.06	62
BREAST TRIM MEAT		F	136.00	20
SCAPULA MEAT				
WING MEAT WITH SKIN				
TENDERLOINS		W	163.00	10
DESTRAPPED TENDERS				
DESTRAPPED TENDERS--FRESH		T	163.00	80
MECHANICALLY SEPARATED 4/		F	33.00	80
MECHANICALLY SEPARATED--FRESH 4/	29.50		29.50	120
EXPORT TRADING				
DRUMSTICKS, TOMS		W	70.78	242
WINGS FULL-CUT - TOMS		W	67.86	188
WINGS, V-TYPE, TOM		W	82.00	228
TAILS		W	39.57	94
MECHANICALLY SEPARATED 4/				
THIGH MEAT - FROZEN		W	123.00	40

1/ CODES FOR LAST SIGNIFICANT TRADE (L.S.T.):

M=MONDAY T=TUESDAY W=WEDNESDAY R=THURSDAY F=FRIDAY

2/ Breasts are bagged; rib, back, and wing meat included; and basted.

3/ Boneless and skinless without tenderloins.

4/ 15-20% fat with skin added.

NATIONAL YOUNG TURKEY PARTS, INCLUDING BULK MEAT and FROZEN (UNLESS SPECIFIED), CENTS PER LB., DELIVERED FIRST RECEIVERS, PART AND FULL TRUCKLOTS AS OF 09 APR 2010.

The market tone on tom bulk parts was mostly steady to fully steady, except tom necks steady to instances weak. Demand ranged slow to good. Offerings were light to adequate with tom V-type wings in the tightest position. The trade sentiment on white meat items was steady to at times firm. Demand was slow to moderate with continued interest on white trims. Offerings were tight to barely adequate. The market tone on thigh meat was steady to fully steady. Demand and offerings were light to moderate. Domestic and export trading was slow to moderate. For domestic: fresh scapula meat 128, fresh tom full-cut wings 69, frozen tails 37 cents delivered. For export: frozen tom breast meat 170, fresh thigh meat 118-120, fresh tom drums 68 cents delivered border.

DOMESTIC TRADING	PRICE RANGE	LST CODE 1/	WTD AVG PRICE	VOLUME (000)	WEEKLY	WEEKLY
					WTD AVG PRICE	VOLUME (000)
BREASTS, 4-8 LBS GRADE A 2/						
BREASTS, 4-8 LBS GRADE A--FRESH 2/	149.00-179.00		164.00	10	164.00	10
BREASTS, 4-8 LBS PLANT GRADE 2/		R	99.00	40	99.00	40
DRUMSTICKS, TOM		W	71.60	100	71.33	120
DRUMSTICKS, TOM--FRESH	66.00-68.00		67.33	480	67.43	560
DRUMSTICKS, HEN		R	68.00	40	67.77	52
WINGS, FULL-CUT, TOM	69.00		69.00	49	69.62	130
WINGS, FULL-CUT, HEN		W	69.00	15	69.00	15
WINGS, V-TYPE, TOM		W	86.00	160	86.00	160
WINGS, V-TYPE, HEN		W	120.00	5	120.00	5
NECKS, TOM	67.00-70.00		68.69	260	69.24	512
NECKS, HEN		W	66.00	15	66.00	15
BREASTS, B/S, TOM 3/	175.00		175.00	12	175.00	12
BREASTS, B/S, TOM--FRESH 3/	170.00		170.00	120	169.20	400
THIGH MEAT		W	120.00	40	120.00	40
THIGH MEAT--FRESH	120.00-121.00		120.47	38	120.70	120
BREAST TRIM MEAT		F	136.00	20		
SCAPULA MEAT	130.00-132.00		130.96	83	130.96	83
WING MEAT WITH SKIN						
TENDERLOINS		W	163.00	10	163.00	10
DESTRAPPED TENDERS	162.00-169.00		166.05	158	166.05	158
DESTRAPPED TENDERS--FRESH	163.00		163.00	6	163.00	86
MECHANICALLY SEPARATED 4/		F	33.00	80		
MECHANICALLY SEPARATED--FRESH 4/	29.00-31.00		29.74	134	29.23	416
EXPORT TRADING						
DRUMSTICKS, TOMS		W	70.78	242	70.78	242
WINGS FULL-CUT - TOMS		W	67.86	188	67.86	188
WINGS, V-TYPE, TOM	82.00-83.00		82.50	216	82.24	444
TAILS		W	39.57	94	39.57	94
MECHANICALLY SEPARATED 4/						
THIGH MEAT - FROZEN	120.00		120.00	308	120.34	348

1/ CODES FOR LAST SIGNIFICANT TRADE (L.S.T.):

M=MONDAY T=TUESDAY W=WEDNESDAY R=THURSDAY F=FRIDAY

2/ Breasts are bagged; rib, back, and wing meat included; and basted.

3/ Boneless and skinless without tenderloins.

4/ 15-20% fat with skin added.

USDA, AMS, POULTRY PROGRAMS, MARKET NEWS & ANALYSIS BRANCH OFFICES

Washington, DC	Voice (202)720-6911	Michael Sheats,	Des Moines, IA	Voice (515)284-4471	Jason Karwal,
	Fax (202)720-2403	Chief		Fax (515)284-4468	Officer-in-Charge
Atlanta, GA	Voice (404)562-5850	Annie Terry,	Jackson, MS	Voice (601)965-4662	Gary Brown,
	Fax (404)562-5875	Officer-in-Charge		Fax (601)359-1175	Southern States Area Supervisor