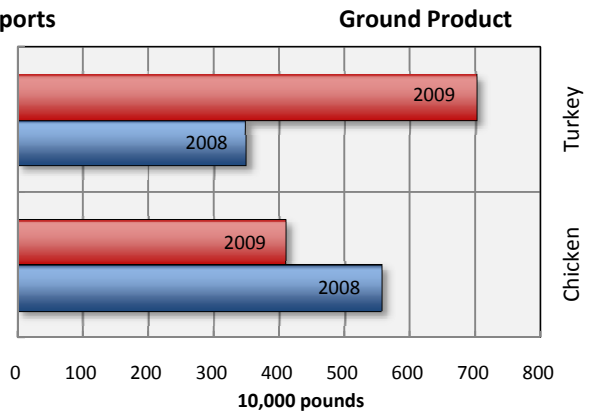
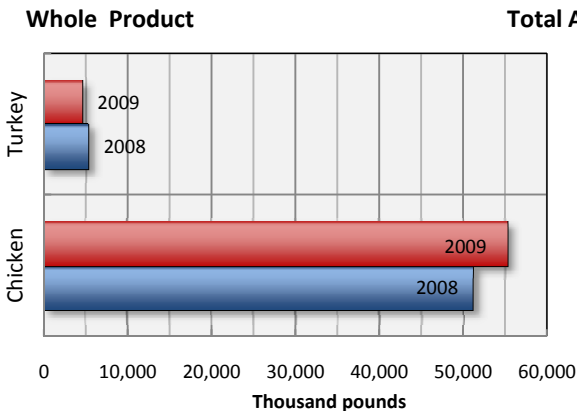
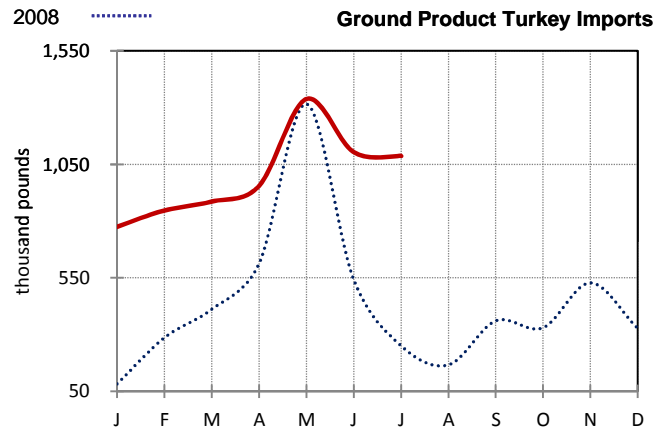
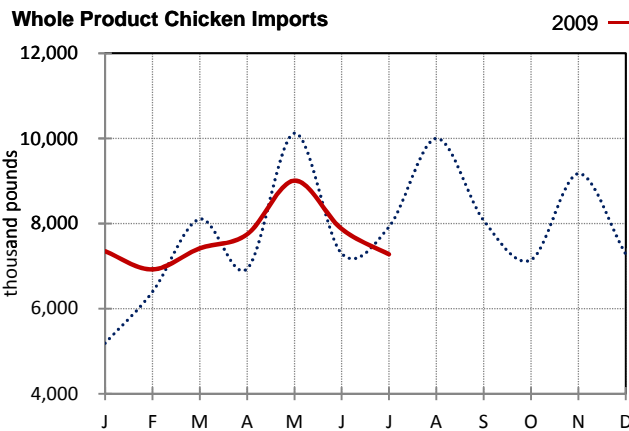


**Federally Inspected Imports of Poultry Product to the U.S. (raw, in pounds) (preliminary)**

Week ending:	Whole Product <sup>1/</sup>				Ground Product	
	Chicken	Turkey	Ducks/Geese	Ratites <sup>2/</sup>	Chicken	Turkey
8/1/2009	1,685,663	198,499	225,858	0	43,471	20,000
7/25/2009	1,264,397	95,068	27,282	0	2,880	502,230
8/2/2008	1,971,514	61,961	36,895	0	0	0
2009 Year to Date*:	55,254,933	4,541,704	1,732,627	122,211	4,096,870	7,009,655
2008 Year to Date*:	51,205,658	5,259,433	2,332,763	173,538	5,555,668	3,486,800
<b>Month of :</b>						
Jul 2009	7,275,415	288,129	177,307	0	6,394	1,087,030
Jun 2009	7,870,342	613,248	159,465	41,771	122,453	1,103,444
Jul 2008	7,926,392	655,323	271,577	0	324,414	251,122



**Notes:**

1/: Whole product includes raw, bone-in and boneless cuts, whole birds, and parts.

2/: Ratites include ostrich and emu.

Report includes product inspected by the USDA Food Safety and Inspection Service (FSIS).

\*Note: Year to-date totals reflect comparable time periods.