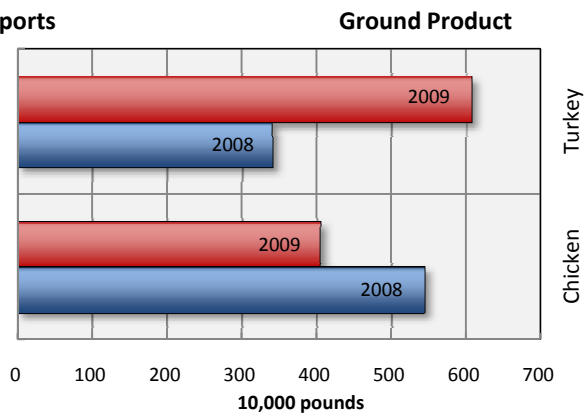
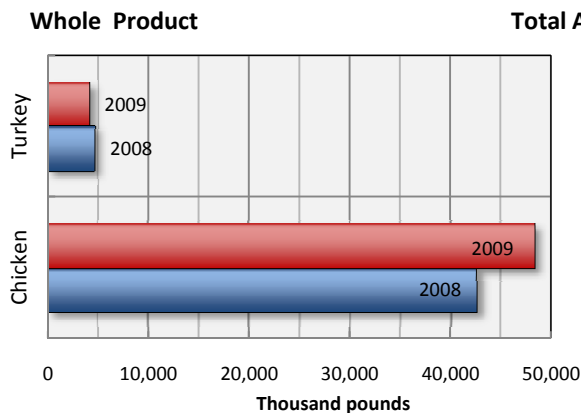
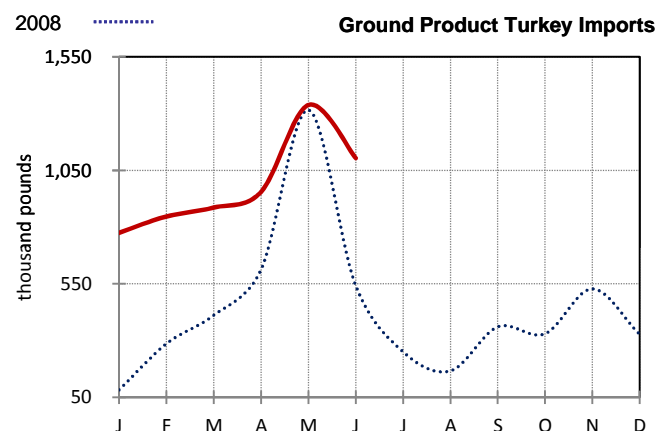
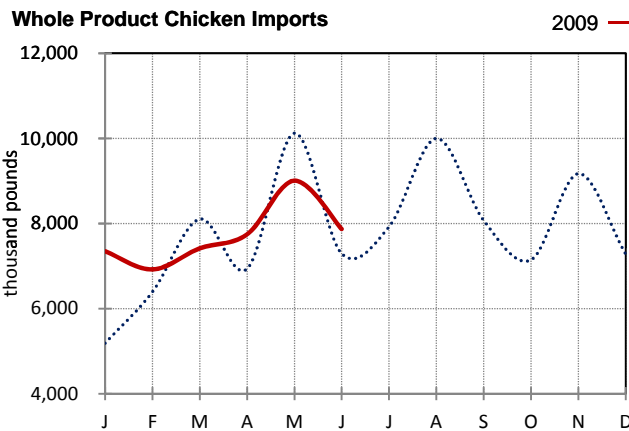


**Federally Inspected Imports of Poultry Product to the U.S. (raw, in pounds) (preliminary)**

Week ending:	Whole Product <sup>1/</sup>				Ground Product	
	Chicken	Turkey	Ducks/Geese	Ratites <sup>2/</sup>	Chicken	Turkey
7/4/2009	2,044,579	17,951	22,532	0	209	161,600
6/27/2009	1,583,437	170,444	88,126	0	40,950	325,528
7/5/2008	1,260,324	93,244	79,806	0	202,393	165,624
2009 Year to Date*:	48,338,434	4,073,027	1,351,994	122,211	4,047,214	6,064,225
2008 Year to Date*:	42,568,076	4,635,393	2,104,097	173,538	5,433,647	3,401,302
<b>Month of :</b>						
Jun 2009	7,870,342	613,248	159,465	41,771	122,453	1,103,444
May 2009	9,004,335	972,045	217,684	0	240,945	1,338,296
Jun 2008	7,290,610	603,513	241,897	87,362	567,868	543,386



**Notes:**

- 1/: Whole product includes raw, bone-in and boneless cuts, whole birds, and parts.
- 2/: Ratites include ostrich and emu.
- Report includes product inspected by the USDA Food Safety and Inspection Service (FSIS).
- \*Note: Year to-date totals reflect comparable time periods.