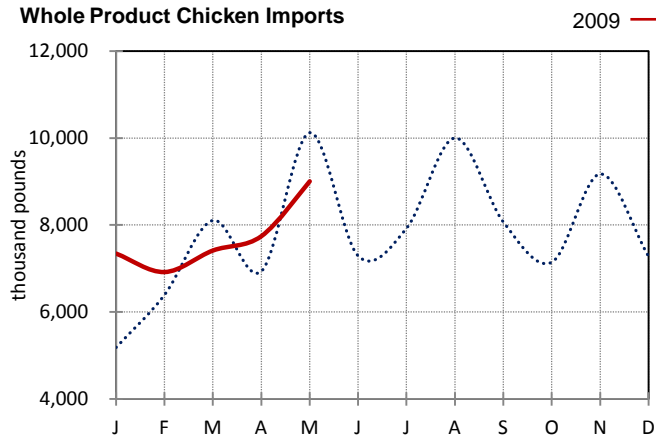


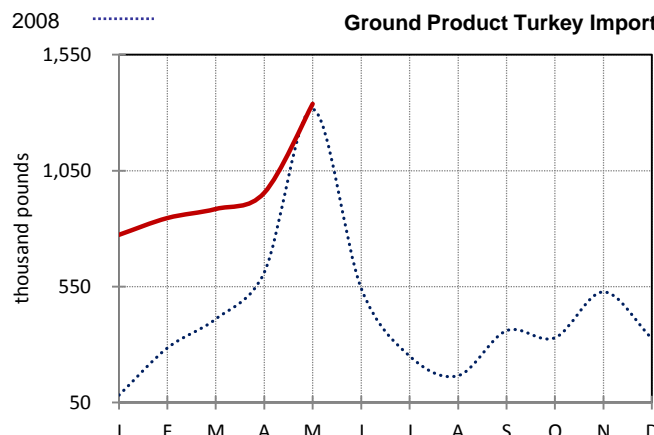
Federally Inspected Imports of Poultry Product to the U.S. (raw, in pounds) (preliminary)

Week ending:	Whole Product ^{1/}				Ground Product	
	Chicken	Turkey	Ducks/Geese	Ratites ^{2/}	Chicken	Turkey
6/13/2009	2,464,572	67,064	15,641	0	41,360	239,793
6/6/2009	1,699,163	122,415	26,531	0	39,743	241,310
6/14/2008	1,709,587	150,833	13,536	0	160,088	80,509
2009 Year to Date*:	42,587,248	3,633,307	1,212,169	80,440	4,005,655	5,280,284
2008 Year to Date*:	39,452,763	4,454,233	1,950,234	86,176	5,066,805	3,200,184
Month of :						
May 2009	9,004,335	972,045	217,684	0	240,945	1,338,296
Apr 2009	7,742,440	454,095	247,457	0	800,015	954,915
May 2008	10,123,450	1,030,162	331,815	0	1,385,705	1,316,112

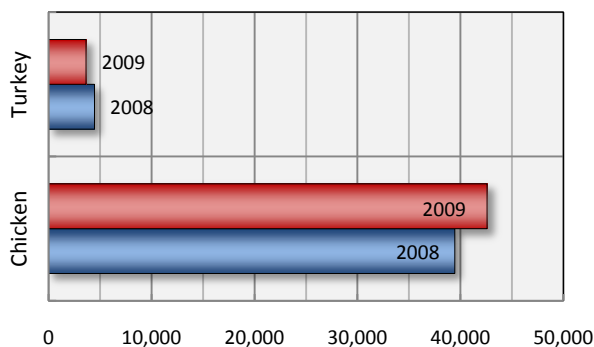
Whole Product Chicken Imports



Ground Product Turkey Imports

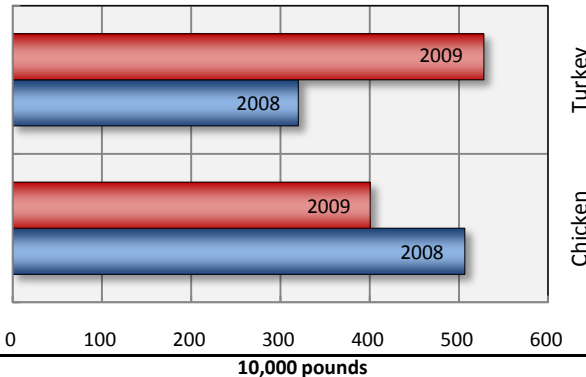


Whole Product



Total Annual Imports

Ground Product



Notes:

1/: Whole product includes raw, bone-in and boneless cuts, whole birds, and parts.

2/: Ratites include ostrich and emu.

Report includes product inspected by the USDA Food Safety and Inspection Service (FSIS).

*Note: Year to-date totals reflect comparable time periods.