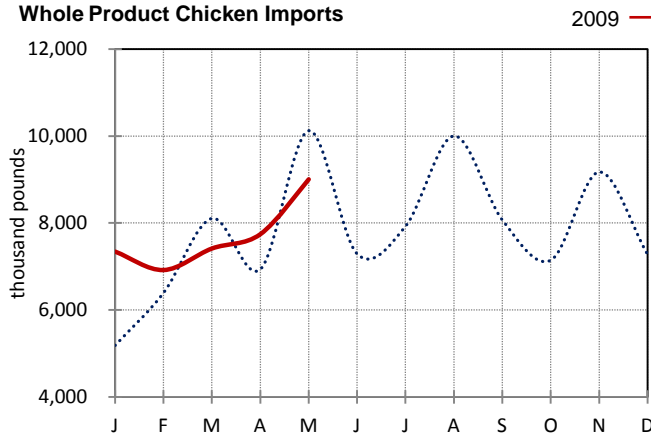


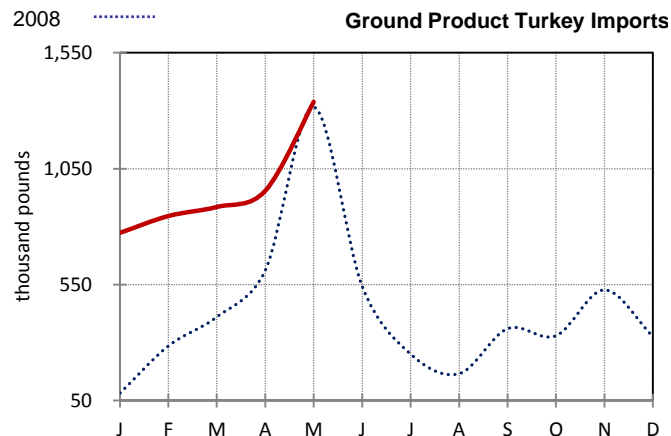
Federally Inspected Imports of Poultry Product to the U.S. (raw, in pounds) (preliminary)

Week ending:	Whole Product ^{1/}				Ground Product	
	Chicken	Turkey	Ducks/Geese	Ratites ^{2/}	Chicken	Turkey
6/6/2009	1,699,163	122,415	26,531	0	39,743	241,310
5/30/2009	1,664,414	77,979	55,388	0	80,804	243,295
6/7/2008	1,813,003	171,058	72,911	0	202,731	410,243
2009 Year to Date*:	40,122,676	3,566,243	1,196,528	80,440	3,964,295	5,040,491
2008 Year to Date*:	37,743,176	4,303,400	1,936,698	86,176	4,906,717	3,119,675
Month of :						
May 2009	9,004,335	972,045	217,684	0	240,945	1,338,296
Apr 2009	7,742,440	454,095	247,457	0	800,015	954,915
May 2008	10,123,450	1,030,162	331,815	0	1,385,705	1,316,112

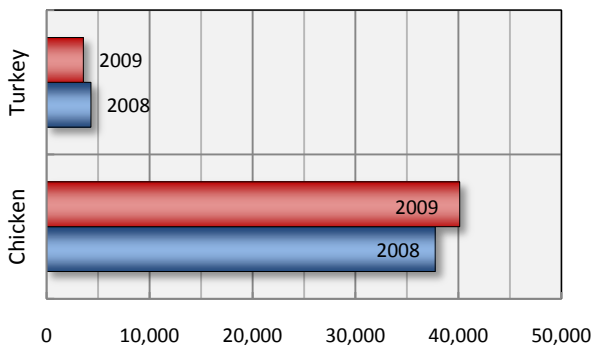
Whole Product Chicken Imports



Ground Product Turkey Imports

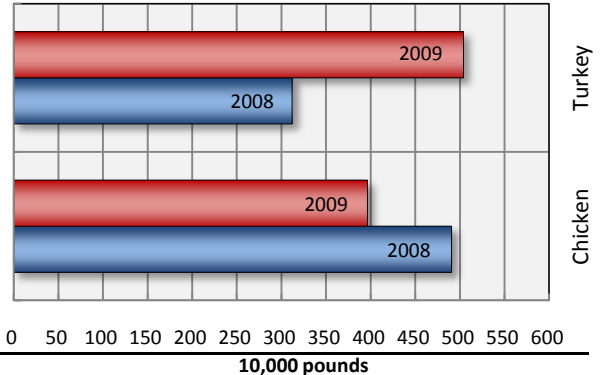


Whole Product



Total Annual Imports

Ground Product



Notes:

1/: Whole product includes raw, bone-in and boneless cuts, whole birds, and parts.

2/: Ratites include ostrich and emu.

Report includes product inspected by the USDA Food Safety and Inspection Service (FSIS).

*Note: Year to-date totals reflect comparable time periods.