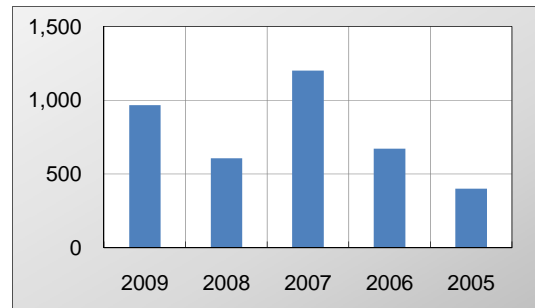




**Liquid/Frozen Whole- Quantities in Metric Tons**

	<u>2009</u>	<u>2008</u>	<u>2007</u>	<u>2006</u>	<u>2005</u>
Jan.	209.7	154.2	335.2	242.8	71.7
Feb.	381.9	224.9	513.8	171.3	132.0
Mar.	374.4	228.0	351.8	257.8	197.7
Apr.		272.5	656.7	155.5	199.1
May		418.4	494.3	181.0	205.6
Jun.		413.0	592.2	486.5	254.3
Jul.		300.0	430.2	359.7	316.9
Aug.		500.7	640.8	431.1	242.5
Sep.		271.8	400.0	422.9	373.8
Oct.		352.3	499.7	406.0	239.9
Nov.		275.4	148.4	346.6	332.4
Dec.		394.1	255.2	207.0	275.8
<b>Total:</b>	<b>966.0</b>	<b>3,805.4</b>	<b>5,324.3</b>	<b>3,668.1</b>	<b>2,841.8</b>

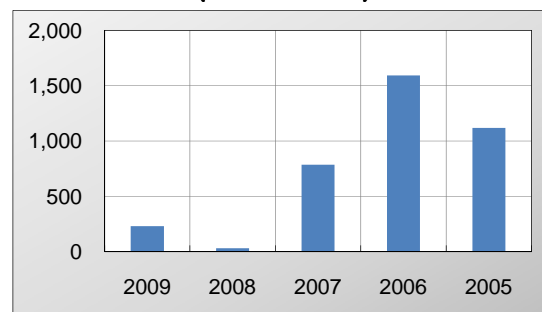
**U.S. Exports Liq/Froz Whole in Jan - Mar from 2005-2009 (in metric tons)**



**Liquid/Frozen Whites - Quantities in Metric Tons**

	<u>2009</u>	<u>2008</u>	<u>2007</u>	<u>2006</u>	<u>2005</u>
Jan.	48.6	24.9	318.7	582.7	321.8
Feb.	120.8	3.5	94.2	447.6	361.9
Mar.	62.4	4.7	374.8	561.3	434.9
Apr.		0.7	140.9	438.3	352.5
May		6.2	51.7	573.5	94.9
Jun.		9.7	6.5	547.2	86.7
Jul.		8.7	0.0	428.0	65.2
Aug.		0.3	232.8	518.8	64.5
Sep.		0.0	311.3	406.8	73.8
Oct.		112.4	331.0	628.3	106.3
Nov.		142.3	2.7	633.2	594.5
Dec.		96.1	0.0	418.9	623.2
<b>Total:</b>	<b>231.8</b>	<b>409.7</b>	<b>1,835.8</b>	<b>6,184.6</b>	<b>3,180.0</b>

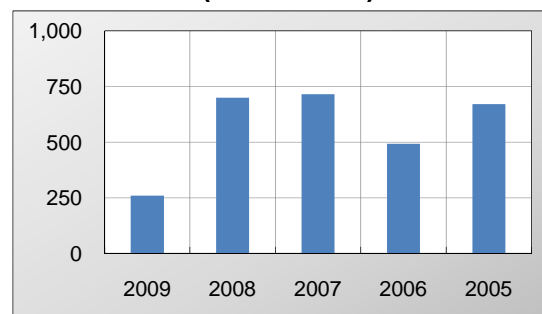
**U.S. Exports of Liq/Froz Whites in Jan - Mar from 2005-2009 (in metric tons)**



**Dried Whites - Quantities in Metric Tons**

	<u>2009</u>	<u>2008</u>	<u>2007</u>	<u>2006</u>	<u>2005</u>
Jan.	37.2	209.6	236.2	115.9	206.5
Feb.	84.9	186.5	193.1	140.2	212.4
Mar.	138.1	303.9	285.7	237.0	251.9
Apr.		122.6	336.8	152.3	98.7
May		149.7	346.6	93.4	157.1
Jun.		114.7	309.3	141.0	311.8
Jul.		64.6	211.9	72.3	164.5
Aug.		122.4	237.9	47.6	223.8
Sep.		94.4	176.1	154.3	147.2
Oct.		127.6	128.9	82.1	458.4
Nov.		38.4	485.9	195.5	221.8
Dec.		55.7	319.4	133.5	174.5
<b>Total:</b>	<b>260.2</b>	<b>1590.1</b>	<b>3,250.9</b>	<b>1,565.1</b>	<b>2,628.7</b>

**U.S. Exports of Dried Whites in Jan - Mar from 2005-2009 (in metric tons)**



Source: USDA/FAS

**INSPECTED EGG PRODUCTS-**

**U.S. & CANADA IMPORT/EXPORT TRADE**

**U.S. Exports to Canada, in Pounds (000) (Preliminary)**

Type	Year-To-Date			
	2009	2008 /1	2009 /2	2008
Liquid	338	0	3,207	96
Frozen	0	0	0	39
Dried	0	0	222	196
Total	338	0	3,429	331

**U.S. Imports From Canada, in Pounds (000) (Preliminary)**

Type	Year-To-Date			
	2009	2008 /1	2009 /2	2008
Liquid	318	412	6,265	7,372
Frozen	5	7	155	248
Dried	0	0	0	200
Total	323	419	6,420	7,820

**Inspected Shell Eggs**

**U.S Exports to Canada, In 30-Dozen Cases (Preliminary)**

	Year-To-Date			
	2009	2008 /1	2009 /2	2008
Jumbo	0	0	0	0
Extra Large	1,260	3,660	17,573	14,649
Large	3,310	2,480	49,679	23,911
Medium	900	1,560	19,650	18,362
Ungraded	10,482	16,470	100,802	114,220
Misc	0	0	2,575	1,560
Total	15,952	24,170	190,279	172,702

/1 Comparable Week, to-date figures may not total due to rounding.

/2 Includes revisions to previous week(s)

Note: Year to-date totals reflect comparable time periods.

Data Source: Agriculture and Agri-Food Canada, AISD, AID, Poultry Section

**U.S./CANADIAN LIVE POULTRY-**

**SLAUGHTERED UNDER INSPECTION**

Week Ending 16-May-09 (Preliminary)

**U.S. fowl slaughtered domestically**

	Light Hens	Heavy Hens	Total Hens
-----Thousands-----			
Head	1,559	1,501	3,060
Last Week	1,562	1,548	3,110
Same week yr ago	1,589	1,812	3,401
To-date/2009*	24,053	28,562	52,615
To-date/2008*	26,971	29,775	56,746

**U.S. fowl slaughtered in Canada**

	Light Hens	Heavy Hens	Total Hens
-----Thousands-----			
Head	282	0	282
Last Week	367	0	367
Same week yr ago	442	0	442
To-date/2009*	5,513	11	5,524
To-date/2008*	6,533	30	6,563

Data Source: Agriculture and Agri-Food Canada, AISD, AID, Poultry Section

**Total U.S. fowl slaughtered in the U.S. and Canada**

	Light Hens	Heavy Hens	Total Hens
-----Thousands-----			
Head	1,841	1,501	3,342
Last Week	1,929	1,548	3,477
Same week yr ago	2,031	1,812	3,843
To-date/2009*	29,566	28,573	58,139
To-date/2008*	33,504	29,805	63,309

\*Note: Year to-date totals reflect comparable time periods.

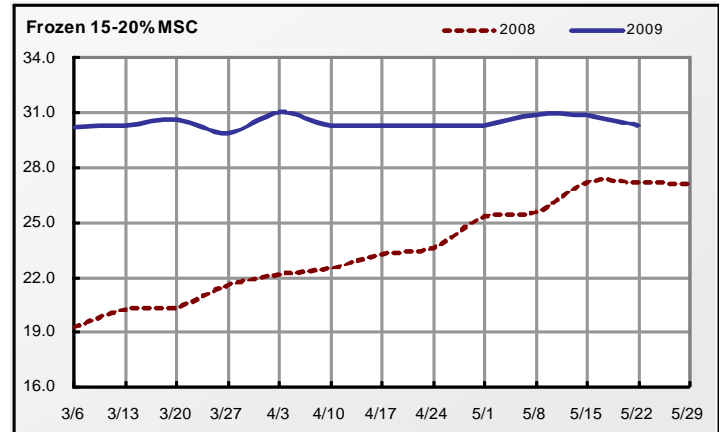
**NATIONAL MECHANICALLY SEPARATED CHICKEN**

(FOB Shipper Dock or equiv., negotiated prices in trucklot and less-than-trucklot volumes reported in thousand lb. quantities, cents/lb.; delivery within 2 weeks.)

The market tone for all fat contents was steady with an unsettled undertone. Supplies of fresh 15-20% were adequate to available and clearing, frozen 15-20% more available, and on the remainder of fat contents adequate to close. Supplies of raw materials were mixed in availability. Export demand was mostly moderate to instances good, while domestically it was light to moderate for the varied production schedules. Exports continue to be most active into Mexico, the Caribbean, and Central American countries. Schedules were seasonally normal for the Memorial Day holiday.

**Weekly MSC Weighted Average Prices (cents/pound) and Volumes (1,000 pounds)**

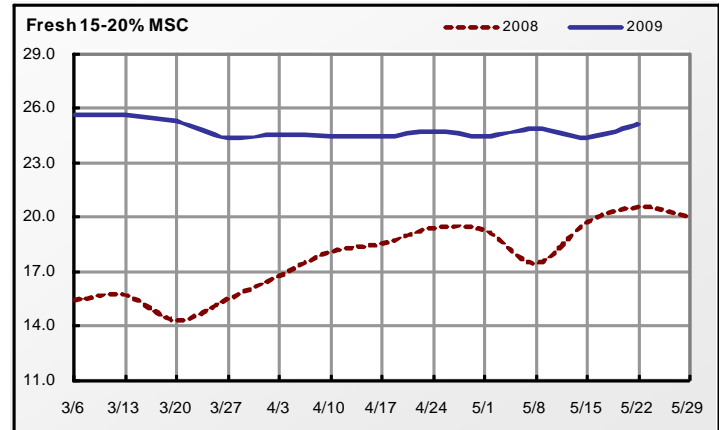
Fat Content	Frozen			Fresh		
	22-May-09	Last Week	Last Year	22-May-09	Last Week	Last Year
<b>15% or Less</b>						
Price Range			26.00-30.00	28.00 - 31.00	28.00 - 30.00	23.50-25.00
Wtd Avg Price			27.74	29.19	29.29	24.43
Volume Traded	-	-	92	315	418	234
Volume Exported	-	-	52	54	55	-
<b>15-20%</b>						
Price Range	27.00 - 34.00	27.00 - 34.00	23.00-30.00	22.00 - 28.00	20.00 - 28.00	15.00-28.00
Wtd Avg Price	30.30	30.83	27.13	25.14	24.40	20.51
Volume Traded	1,821	1,061	1,051	3,484	2,224	2,294
Volume Exported	1,581	901	1,011	1,918	734	612
<b>20% or More</b>						
Price Range	-	-	-	22.00	22.00	-
Wtd Avg Price	-	-	-	22.00	22.00	-
Volume Traded	-	-	-	82	41	-
Volume Exported	-	-	-	-	-	-



**Monthly MSC Weighted Average Prices (cents/pound) and Volumes (1,000 pounds)**

Fat Content	Frozen			Fresh		
	Apr 2009	Mar 2009	Apr 2008	Apr 2009	Mar 2009	Apr 2008
<b>15% or Less</b>						
Wtd Avg Price	33.00	-	20.77	28.65	28.56	21.89
Volume Traded	40	-	216	937	1,208	912
Volume Exported	-	-	216	215	217	-
<b>15-20%</b>						
Wtd Avg Price	30.61	30.27	22.69	24.54	25.26	18.04
Volume Traded	11,295	6,474	7,926	12,147	11,295	12,004
Volume Exported	10,263	5,620	6,493	1,795	2,815	3,263
<b>20% or More</b>						
Wtd Avg Price	-	-	-	22.00	22.00	18.43
Volume Traded	-	-	-	408	326	286
Volume Exported	-	-	-	-	-	-

Note: Volume exported refers to that portion of the total volume that is destined for export markets.



**NATIONAL YOUNG TURKEY PARTS**, INCLUDING BULK MEAT and FROZEN (UNLESS SPECIFIED), CENTS PER LB., DELIVERED FIRST RECEIVERS, PART AND FULL TRUCKLOTS AS OF 22 MAY 2009.

The market tone on tom drums was cautiously steady, with other bulk parts steady to firm. Demand was light to moderate with offers short to adequate. The trade sentiment on white meat was steady to fully steady, with an improved undertone. Demand was slow to moderate. Offerings were adequate. The market tone on thigh meat was irregular, about steady to weak. Demand was light to moderate while offerings were adequate to ample. Domestic: frozen plant grade institutional breasts 14-16 lb. 110,16-18lb. 115, 18-20 lb. 125, fresh scapula meat 98.5, fresh tom necks 78 cents delivered. Export: fresh tails 28 cents delivered.

<b>EXPORT TRADING</b>	<b>PRICE RANGE</b>	<b>L.S.T. CODE 1/</b>	<b>WTD AVG PRICE</b>	<b>VOLUME (000)</b>	<b>WEEKLY WTD AVG PRICE</b>	<b>WEEKLY VOLUME (000)</b>
<b>FRIDAY, MAY 22, 2009</b>						
DRUMSTICKS, TOMS		R	65.29	378	65.29	378
WINGS FULL-CUT - TOMS						
WINGS, V-TYPE, TOM						
TAILS	27.00-28.00		27.85	268	27.42	538
MECHANICALLY SEPARATED 2/ THIGH MEAT - FROZEN	89.00		89.00	108	89.00	108
<b>EXPORT TRADING</b>	<b>PRICE RANGE</b>	<b>L.S.T. CODE 1/</b>	<b>WTD AVG PRICE</b>	<b>VOLUME (000)</b>		
<b>THURSDAY, MAY 21, 2009</b>						
DRUMSTICKS, TOMS	65.00-65.50		65.29	378		
WINGS FULL-CUT - TOMS						
WINGS, V-TYPE, TOM						
TAILS		T	27.00	270		
MECHANICALLY SEPARATED 2/ THIGH MEAT - FROZEN		F	81.94	688		
<b>EXPORT TRADING</b>	<b>PRICE RANGE</b>	<b>L.S.T. CODE 1/</b>	<b>WTD AVG PRICE</b>	<b>VOLUME (000)</b>		
<b>WEDNESDAY, MAY 20, 2009</b>						
DRUMSTICKS, TOMS		F	66.21	696		
WINGS FULL-CUT - TOMS						
WINGS, V-TYPE, TOM						
TAILS		T	27.00	270		
MECHANICALLY SEPARATED 2/ THIGH MEAT - FROZEN		F	81.94	688		
<b>EXPORT TRADING</b>	<b>PRICE RANGE</b>	<b>L.S.T. CODE 1/</b>	<b>WTD AVG PRICE</b>	<b>VOLUME (000)</b>		
<b>TUESDAY, MAY 19, 2009</b>						
DRUMSTICKS, TOMS		F	66.21	696		
WINGS FULL-CUT - TOMS						
WINGS, V-TYPE, TOM						
TAILS	27.00		27.00	270		
MECHANICALLY SEPARATED 2/ THIGH MEAT - FROZEN		F	81.94	688		
<b>EXPORT TRADING</b>	<b>PRICE RANGE</b>	<b>L.S.T. CODE 1/</b>	<b>WTD AVG PRICE</b>	<b>VOLUME (000)</b>		
<b>MONDAY, MAY 18, 2009</b>						
DRUMSTICKS, TOMS		F	66.21	696		
WINGS FULL-CUT - TOMS						
WINGS, V-TYPE, TOM						
TAILS		F	30.00	270		
MECHANICALLY SEPARATED 2/ THIGH MEAT - FROZEN		F	81.94	688		

1/ CODES FOR LAST SIGNIFICANT TRADE (L.S.T.): M=MONDAY T=TUESDAY W=WEDNESDAY R-THURSDAY F=FRIDAY  
2/ Product contains 15/20% fat with skin added.