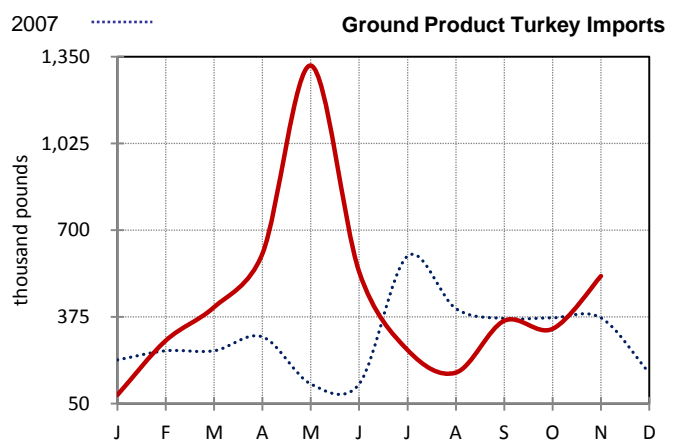
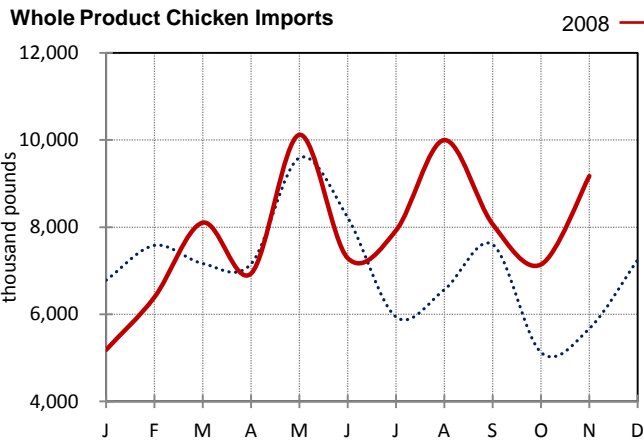




Federally Inspected Imports of Poultry Product to the U.S. (raw, in pounds) (preliminary)

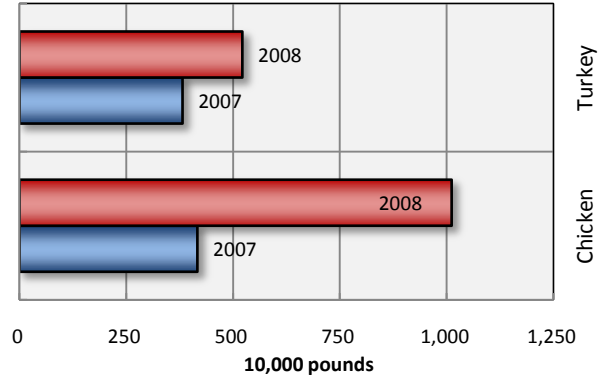
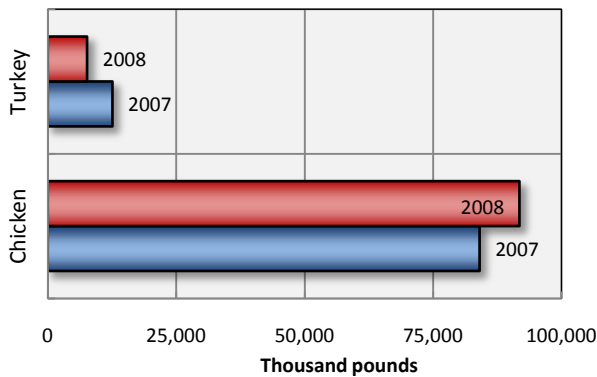
Week ending:	Whole Product ^{1/}				Ground Product	
	Chicken	Turkey	Ducks/Geese	Ratites ^{2/}	Chicken	Turkey
12/20/2008	1,927,478	156,279	37,691	0	364,513	0
12/13/2008	1,648,999	144,352	45,791	0	279,857	247,530
12/22/2007	1,589,996	220,497	180,708	0	158,566	0
2008 Year to Date:	91,818,981	7,653,621	3,729,377	190,529	10,116,306	5,216,918
2007 Year to Date:	84,066,380	12,594,254	4,604,822	310,559	4,164,032	3,816,453
Month of :						
Nov 2008	9,174,510	622,761	282,153	0	1,198,737	527,957
Oct 2008	7,143,914	214,912	287,541	0	837,149	330,342
Nov 2007	5,670,472	626,458	388,324	0	122,427	371,757



Whole Product

Total Annual Imports

Ground Product



Notes:

1: Whole product includes raw, bone-in and boneless cuts, whole birds, and parts.

2: Ratites include ostrich and emu.

Report includes product inspected by the USDA Food Safety and Inspection Service (FSIS).