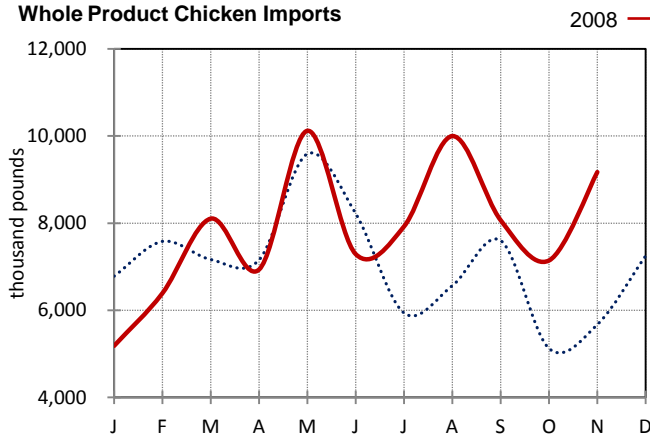




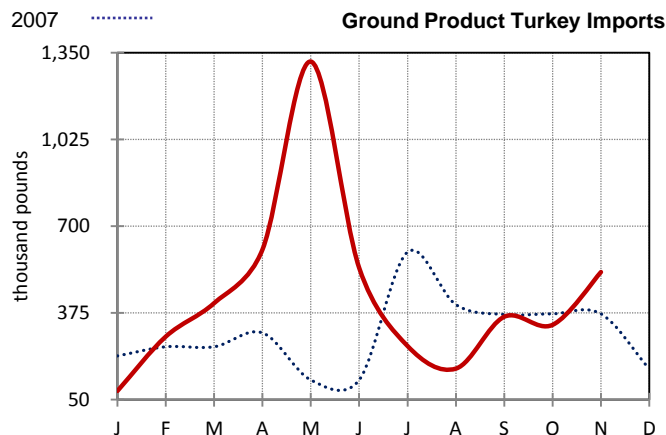
Federally Inspected Imports of Poultry Product to the U.S. (raw, in pounds) (preliminary)

Week ending:	Whole Product ^{1/}				Ground Product	
	Chicken	Turkey	Ducks/Geese	Ratites ^{2/}	Chicken	Turkey
11/29/2008	1,697,274	39,384	15,349	0	159,035	31,085
11/22/2008	1,750,370	118,014	73,627	0	199,934	124,218
12/1/2007	1,576,529	297,780	73,261	0	321,848	165,624
2008 Year to Date:	86,348,620	7,279,943	3,607,669	190,529	9,231,857	4,889,388
2007 Year to Date:	78,957,285	11,903,834	4,124,063	310,559	3,679,810	3,816,453
Month of :						
Nov 2008	9,174,510	622,761	282,153	0	1,198,737	527,957
Oct 2008	7,143,914	214,912	287,541	0	837,149	330,342
Nov 2007	5,670,472	626,458	388,324	0	122,427	371,757

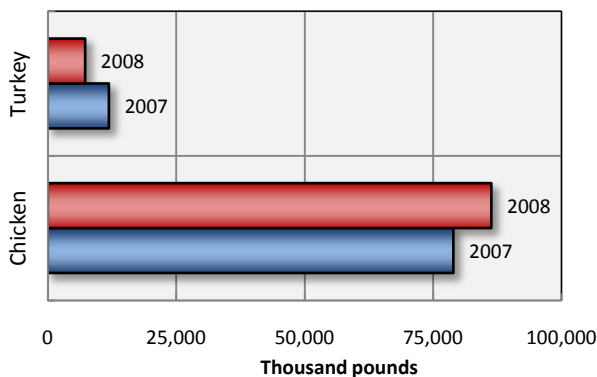
Whole Product Chicken Imports



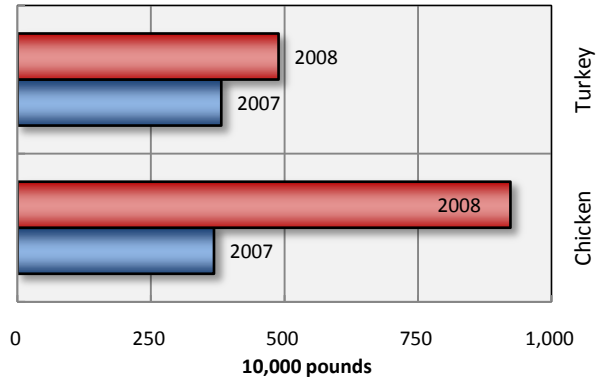
Ground Product Turkey Imports



Whole Product



Total Annual Imports



Notes:

1: Whole product includes raw, bone-in and boneless cuts, whole birds, and parts.

2: Ratites include ostrich and emu.

Report includes product inspected by the USDA Food Safety and Inspection Service (FSIS).