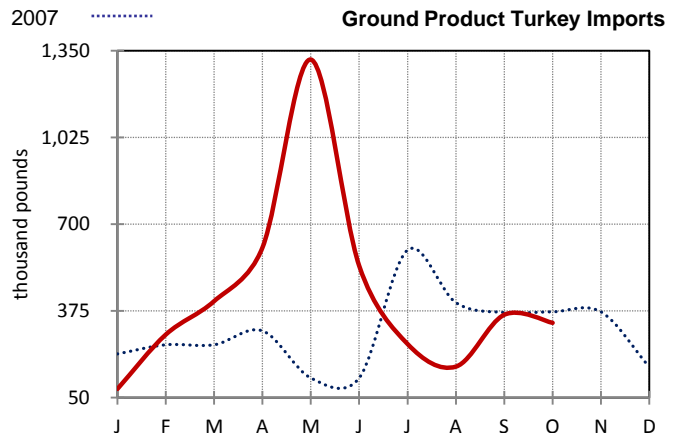
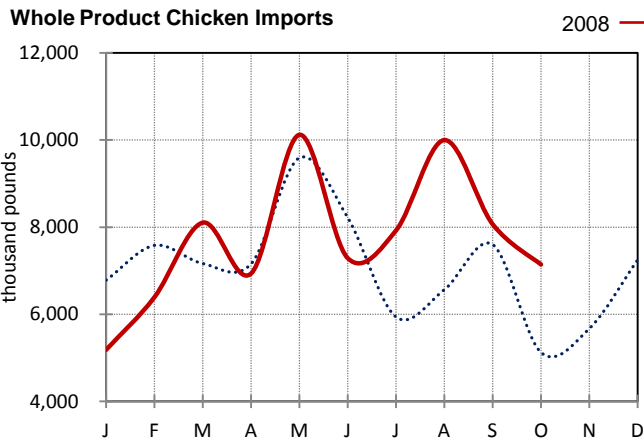




**Federally Inspected Imports of Poultry Product to the U.S. (raw, in pounds) (preliminary)**

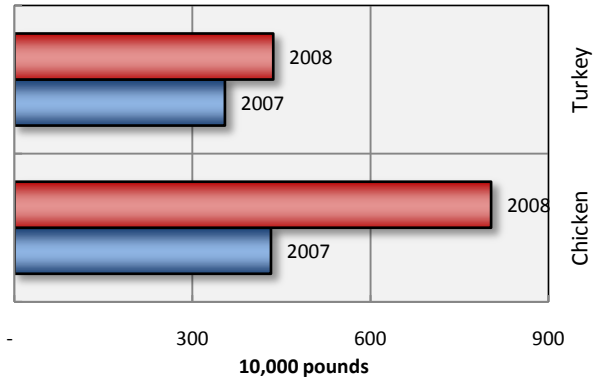
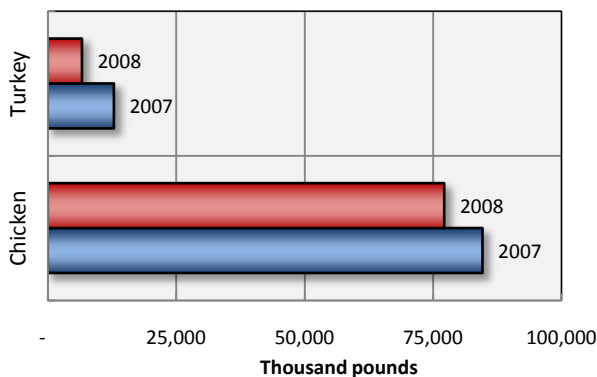
Week ending:	Whole Product <sup>1/</sup>				Ground Product	
	Chicken	Turkey	Ducks/Geese	Ratites <sup>2/</sup>	Chicken	Turkey
11/1/2008	2,011,151	163,737	35,273	0	120,050	207,030
10/25/2008	1,689,259	40,500	39,847	0	119,513	41,406
11/3/2007	1,522,964	229,818	156,366	0	119,883	165,624
2008 Year to Date:	79,185,261	6,820,919	3,360,789	190,529	8,153,170	4,568,461
2007 Year to Date:	73,233,850	11,258,266	3,741,452	310,559	3,235,535	3,132,393
<b>Month of :</b>						
Oct 2008	7,143,914	214,912	287,541	0	837,149	330,342
Sep 2008	8,069,147	420,318	176,403	0	918,600	360,625
Oct 2007	5,121,732	970,467	483,078	0	423,995	371,758



**Whole Product**

**Total Annual Imports**

**Ground Product**



**Notes:**

1: Whole product includes raw, bone-in and boneless cuts, whole birds, and parts.

2: Ratites include ostrich and emu.

Report includes product inspected by the USDA Food Safety and Inspection Service (FSIS).