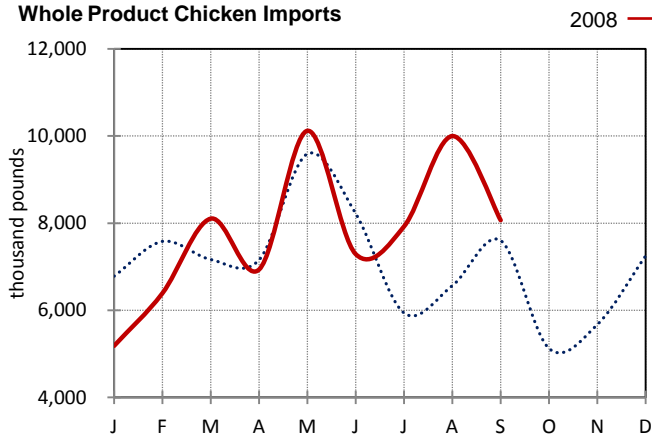




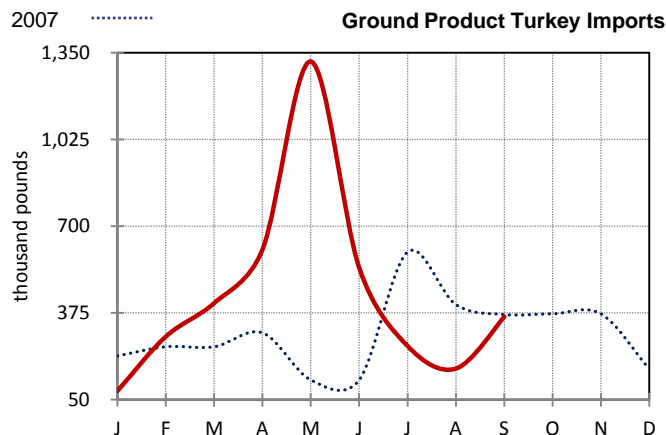
Federally Inspected Imports of Poultry Product to the U.S. (raw, in pounds) (preliminary)

Week ending:	Whole Product ^{1/}				Ground Product	
	Chicken	Turkey	Ducks/Geese	Ratites ^{2/}	Chicken	Turkey
10/4/2008	2,070,803	81,000	65,565	0	238,478	82,812
9/27/2008	2,209,955	238,716	54,094	0	320,275	0
10/6/2007	1,224,176	225,362	86,123	0	123,506	124,218
2008 Year to Date:	72,100,999	6,523,270	3,103,540	190,529	7,434,449	4,113,901
2007 Year to Date:	67,812,728	10,234,491	3,265,523	310,559	2,935,046	2,761,532
Month of :						
Sep 2008	8,069,147	420,318	176,403	0	918,600	360,625
Aug 2008	10,002,517	471,450	440,389	16,991	522,703	166,524
Sep 2007	7,598,134	1,150,923	310,211	33,386	417,505	369,069

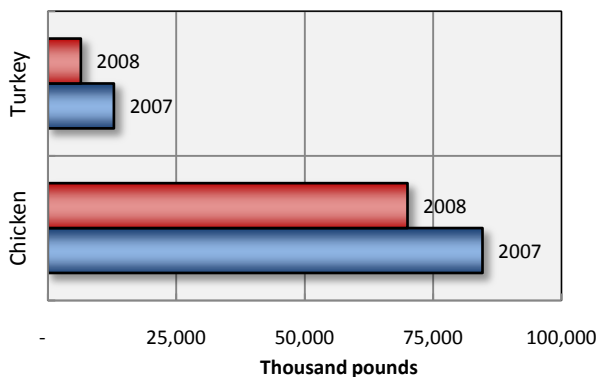
Whole Product Chicken Imports



Ground Product Turkey Imports

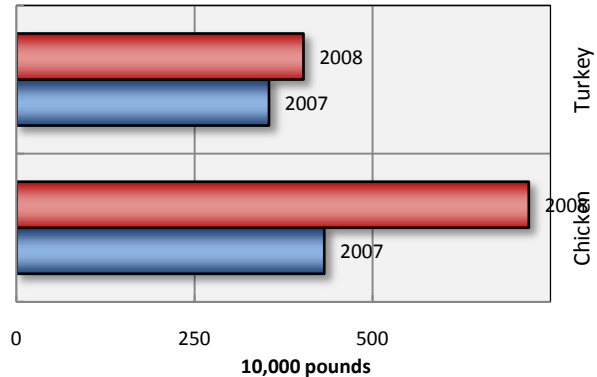


Whole Product



Total Annual Imports

Ground Product



Notes:

1: Whole product includes raw, bone-in and boneless cuts, whole birds, and parts.

2: Ratites include ostrich and emu.

Report includes product inspected by the USDA Food Safety and Inspection Service (FSIS).