



**U.S. Department of Agriculture Agricultural Marketing Service Poultry Programs Market News and Analysis Branch**

**Chile Poultry and Poultry Products**

The Chilean poultry industry gained access to the United States and Russia in 2007. Chile exports poultry products to 26 different countries and has invested significantly in modernizing production systems and introducing state of the art technology.

Chile became eligible to export poultry products to the U.S. starting December 3, 2007 and poultry exports are expected to reach 12,000 MT in 2010. Chile currently has a yearly duty free quota of 8,400 MT and, according to industry sources, could become Chile's most important export market for Chilean poultry products by 2013. From January through July 2008, the U.S. has imported 155 metric tons of chicken valued at \$435,000 and 112.5 MT of turkey valued at \$370,000.

**Chile: Poultry in metric tons**

Year	Production	Exports	Imports	Consumption
2004	446,233	45,520	9,244	409,957
2005	456,689	59,915	13,456	410,229
2006	517,048	63,535	18,296	471,809
*2007 e	484,952	35,782	25,735	474,905
2008 p	532,767	58,520	29,187	503,434
2009 p	557,875	69,750	35,025	523,150
2010 p	597,264	83,580	40,279	553,963

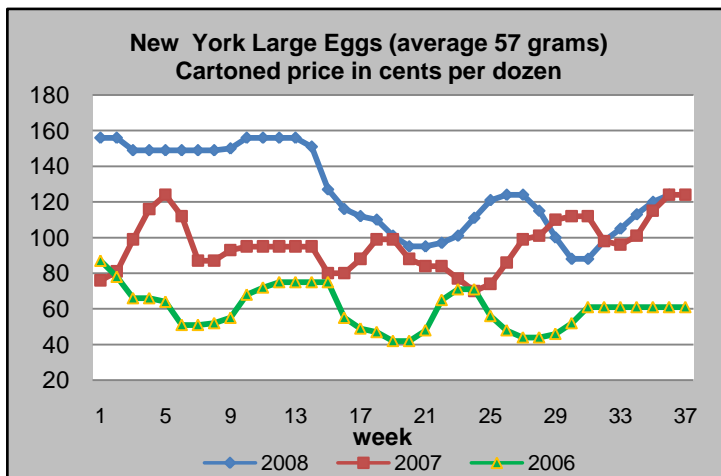
e=estimated, p=projected

\*Figures are lower due to a fire which destroyed a processing plant, which stayed out of production from November 26, 2007 through September 2007.

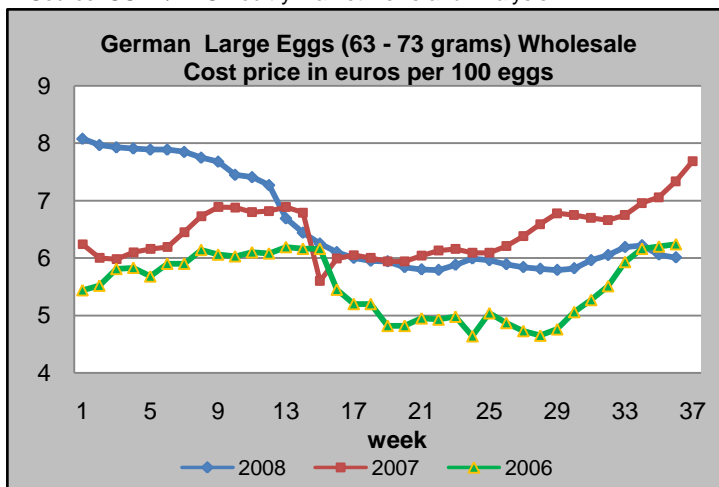
Imports of poultry meat started in 2003 and all imports are from Argentina. Chile's Livestock and Agricultural Service (SAG) approved the entry of U.S. poultry and turkey into the Chilean market for the first time ever in 2008. The USDA Food and Safety Inspection Service, Library of Export Requirements, posted export requirement to Chile on June 24, 2008. All federally inspected poultry establishments are eligible to export to Chile.

Chile's Ministry of Agriculture, Department of Livestock Protection, enforces strict salmonella testing on imports of fresh and frozen poultry as a quarantine measure. If any samples of a shipment are found to be positive for salmonella, the shipment may not enter the country. Also, there are animal health and sanitary strict requirements including materials that can be used during processing. Cooked poultry meat may enter Chile under the conditions specified in Regulation No. 1597 of June 4, 1997, issued by SAG. Currently the plant must be inspected and approved by SAG, but under the US - Chile FTA both technical services are working on an equivalency agreement that would allow each agency to certify plants to export to each country.

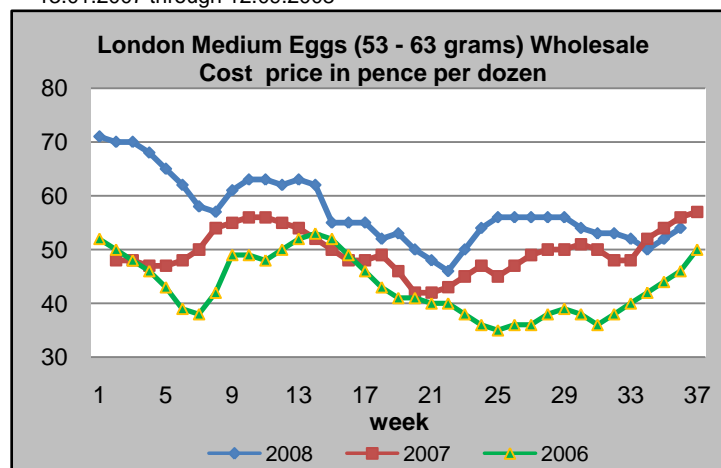
Source: USDA/FAS Attache Report; U.S. Department of Commerce, Foreign Trade Statistics; U.S. Embassy in Chile; USDA Food Safety and Inspection Service



Source: USDA/AMS Poultry Market News and Analysis



Source and copyright: ZMP GmbH, Bonn, <http://www.zmp.de>, 13.01.2007 through 12.09.2008



Source: [statistics.defra.gov.uk/esg/publications/amr/Poultry\\_Eggs](http://statistics.defra.gov.uk/esg/publications/amr/Poultry_Eggs)

**INSPECTED EGG PRODUCTS-  
U.S. & CANADA IMPORT/EXPORT TRADE**

**U.S. Exports to Canada, in Pounds (000) (Preliminary)**

Type	Year-To-Date			
	2008	2007 /1	2008 /2	2007
Liquid	0	0	544	2,711
Frozen	0	0	39	25
Dried	34	41	444	489
Total	34	41	1,027	3,225

**U.S. Imports From Canada, in Pounds (000) (Preliminary)**

Type	Year-To-Date			
	2008	2007 /1	2008 /2	2007
Liquid	282	318	13,566	11,694
Frozen	0	0	398	263
Dried	40	0	433	659
Total	322	318	14,397	12,616

**Inspected Shell Eggs**

**U.S Exports to Canada, in 30-Dozen Cases (Preliminary)**

	Year-To-Date			
	2008	2007 /1	2008 /2	2007
Jumbo	0	0	0	0
Extra Large	1,800	1,230	45,250	32,899
Large	2,030	164	51,055	55,500
Medium	0	270	31,586	37,193
Ungraded	11,070	936	259,847	58,208
Misc	0	0	5,974	7,105
Total	14,900	2,600	393,712	190,905

/1 Comparable Week, to-date figures may not total due to rounding.  
/2 Includes revisions to previous week(s)  
Data Source: Agriculture and Agri-Food Canada, AISD, AID, Poultry Section  
Source: USDA AMS Poultry Programs, Market News & Analysis Branch

**U.S./CANADIAN LIVE POULTRY-  
SLAUGHTERED UNDER INSPECTION**

Week Ending 06-Sep-08 (Preliminary)

**U.S. fowl slaughtered domestically**

	Light Hens	Heavy Hens	Total Hens
	-----Thousands-----		
Head	1,092	1,524	2,616
Last Week	1,239	1,708	2,947
Same week yr ago	795	1,119	1,914
To-date/2008	49,934	57,935	107,869
To-date/2007	39,851	51,996	91,847

**U.S. fowl slaughtered in Canada**

	Light Hens	Heavy Hens	Total Hens
	-----Thousands-----		
Head	223	0	223
Last Week	203	0	203
Same week yr ago	196	0	196
To-date/2008	11,699	50	11,749
To-date/2007	9,061	23	9,084

Data Source: Agriculture and Agri-Food Canada, AISD, AID, Poultry Section

**Total U.S. fowl slaughtered in the U.S. and Canada**

	Light Hens	Heavy Hens	Total Hens
	-----Thousands-----		
Head	1,315	1,524	2,839
Last Week	1,442	1,708	3,150
Same week yr ago	991	1,119	2,110
To-date/2008	61,633	57,985	119,618
To-date/2007	48,912	52,019	100,931

Source: USDA AMS Poultry Programs, Market News & Analysis Branch

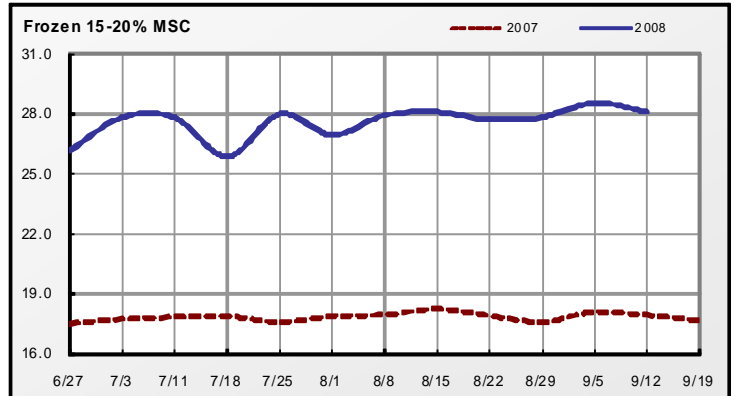
**NATIONAL MECHANICALLY SEPARATED CHICKEN**

(FOB Shipper Dock or equiv., negotiated prices in trucklot and less-than-trucklot volumes reported in thousand lb. quantities, cents/lb.; delivery within 2 weeks.)

The MSC market tone was steady to fully steady. Supplies of fresh 15-20% were adequate to well cleared; frozen remained in close balance to tight and where available held with confidence. Demand for fresh and frozen product ranged fair to good. Supplies of raw materials continued tight. Domestic and export trading was fair to fairly good with most inquiry from Mexico, Central American and Asian countries. Schedules were seasonally normal. Frame values were steady trading mostly between 7 to 9 cents FOB.

**Weekly MSC Weighted Average Prices (cents/pound) and Volumes (1,000 pounds)**

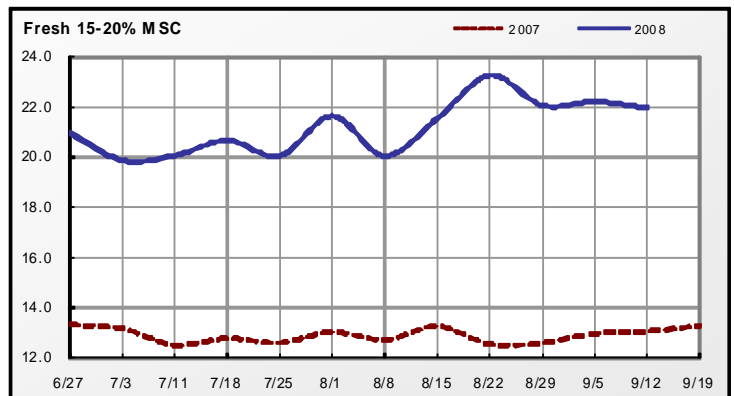
Fat Content	Frozen			Fresh		
	12-Sep-08	Last Week	Last Year	12-Sep-08	Last Week	Last Year
<b>15% or Less</b>						
Price Range	28.00	27.00	18.00	27.00 - 27.50	27.00 - 28.00	15.00-16.00
Wtd Avg Price	28.00	27.00	18.00	27.14	27.28	15.80
Volume Traded	156	160	261	282	283	401
Volume Exported	156	160	261	-	-	-
<b>15-20%</b>						
Price Range	24.00 - 32.00	24.00 - 32.00	16.00-21.00	18.00 - 27.00	20.00 - 27.00	11.00-16.00
Wtd Avg Price	28.10	28.55	17.68	21.98	22.23	13.27
Volume Traded	1,964	966	1,992	3,487	2,448	1,682
Volume Exported	1,318	734	1,912	1,013	523	531
<b>20% or More</b>						
Price Range	-	-	-	21.00	21.00	13.50-14.00
Wtd Avg Price	-	-	-	21.00	21.00	13.75
Volume Traded	-	-	-	80	82	162
Volume Exported	-	-	-	-	-	-



**Monthly MSC Weighted Average Prices (cents/pound) and Volumes (1,000 pounds)**

Fat Content	Frozen			Fresh		
	Aug 2008	Jul 2008	Aug 2007	Aug 2008	Jul 2008	Aug 2007
<b>15% or Less</b>						
Wtd Avg Price	29.00	30.00	18.35	25.52	23.72	15.94
Volume Traded	320	40	1,260	1,508	647	2,030
Volume Exported	280	-	1,097	-	-	-
<b>15-20%</b>						
Wtd Avg Price	27.61	27.53	17.96	21.74	20.16	12.77
Volume Traded	7,046	5,069	7,270	14,374	12,334	10,697
Volume Exported	5,761	4,269	6,564	2,757	2,830	2,336
<b>20% or More</b>						
Wtd Avg Price	-	-	-	21.00	-	14.00
Volume Traded	-	-	-	522	-	440
Volume Exported	-	-	-	-	-	-

Note: Volume exported refers to that portion of the total volume that is destined for export markets.



**NATIONAL YOUNG TURKEY PARTS**, INCLUDING BULK MEAT and FROZEN (UNLESS SPECIFIED), CENTS PER LB., DELIVERED FIRST RECEIVERS, PART AND FULL TRUCKLOTS AS OF 12 SEPTEMBER 2008.

The market tone on tom 2-joint wings was steady to instances firm mostly steady to fully steady with most of the strength coming from export channels. The market tone on tom full-cut wings was steady to fully steady, tom drums steady, and tom necks steady to barely steady. Export demand was moderate to good on tom 2-joint wings and tom drums, balance light to moderate. Domestic demand was light to moderate with some buyers taking a wait and see position while they watch hurricane Ike make land fall. Offerings of tom necks adequate to fully adequate, balance of tom bulk parts light to adequate. The market tone on MST was steady to fully steady and thigh meat mixed. Demand moderate to good on MST and thigh meat light to moderate. Offerings of MST light and spotty and thigh meat mixed. For domestic: Grade A fresh 12-14 lb WOGs 92 shipping point, tails 44, drummettes 50, fresh wing meat with skin 115, fresh scapula 123, Grade A non-basted breasts - 10-12 and 14-18 lb. 170, 18-20 lb. 185, plant grade basted breasts - 10-12 lb. 155, 14-16 lb 150, 20-24 lb. breasts 160 cents delivered.

<b>EXPORT TRADING</b>	<b>PRICE</b>	<b>L.S.T.</b>	<b>WTD AVG</b>	<b>VOLUME</b>	<b>WEEKLY</b>	<b>WEEKLY</b>
<b>FRIDAY, SEPTEMBER 12, 2008</b>	<b>RANGE</b>	<b>CODE 1/</b>	<b>PRICE</b>	<b>(000)</b>	<b>PRICE</b>	<b>(000)</b>
DRUMSTICKS, TOMS	49.00-54.00		53.45	364	52.41	1,113
WINGS FULL-CUT - TOMS	43.00-45.00		43.67	240	43.56	644
WINGS, V-TYPE, TOM	61.00-67.00		63.43	378	63.78	486
TAILS		R	45.00	80	45.03	185
MECHANICALLY SEPARATED 2/ THIGH MEAT - FROZEN	100.00		100.00	108	100.00	216

<b>EXPORT TRADING</b>	<b>PRICE</b>	<b>L.S.T.</b>	<b>WTD AVG</b>	<b>VOLUME</b>
<b>THURSDAY, SEPTEMBER 11, 2008</b>	<b>RANGE</b>	<b>CODE 1/</b>	<b>PRICE</b>	<b>(000)</b>
DRUMSTICKS, TOMS		W	53.06	227
WINGS FULL-CUT - TOMS	43.50-44.00		43.75	324
WINGS, V-TYPE, TOM		M	65.00	108
TAILS	45.00		45.00	80
MECHANICALLY SEPARATED 2/ THIGH MEAT - FROZEN	100.00		100.00	108

<b>EXPORT TRADING</b>	<b>PRICE</b>	<b>L.S.T.</b>	<b>WTD AVG</b>	<b>VOLUME</b>
<b>WEDNESDAY, SEPTEMBER 10, 2008</b>	<b>RANGE</b>	<b>CODE 1/</b>	<b>PRICE</b>	<b>(000)</b>
DRUMSTICKS, TOMS	52.00-54.00		53.06	227
WINGS FULL-CUT - TOMS	42.00-43.00		42.50	80
WINGS, V-TYPE, TOM		M	65.00	108
TAILS	42.00-45.00		43.85	65
MECHANICALLY SEPARATED 2/ THIGH MEAT - FROZEN		F	103.90	196

<b>EXPORT TRADING</b>	<b>PRICE</b>	<b>L.S.T.</b>	<b>WTD AVG</b>	<b>VOLUME</b>
<b>TUESDAY, SEPTEMBER 09, 2008</b>	<b>RANGE</b>	<b>CODE 1/</b>	<b>PRICE</b>	<b>(000)</b>
DRUMSTICKS, TOMS	49.00-53.00		49.57	280
WINGS FULL-CUT - TOMS		R	43.20	200
WINGS, V-TYPE, TOM		M	65.00	108
TAILS	47.00		47.00	40
MECHANICALLY SEPARATED 2/ THIGH MEAT - FROZEN		F	103.90	196

<b>EXPORT TRADING</b>	<b>PRICE</b>	<b>L.S.T.</b>	<b>WTD AVG</b>	<b>VOLUME</b>
<b>MONDAY, SEPTEMBER 08, 2008</b>	<b>RANGE</b>	<b>CODE 1/</b>	<b>PRICE</b>	<b>(000)</b>
DRUMSTICKS, TOMS	52.50-54.00		53.50	242
WINGS FULL-CUT - TOMS		R	43.20	200
WINGS, V-TYPE, TOM	65.00		65.00	108
TAILS		R	48.00	40
MECHANICALLY SEPARATED 2/ THIGH MEAT - FROZEN		F	103.90	196

1/ CODES FOR LAST SIGNIFICANT TRADE (L.S.T.): M=MONDAY T=TUESDAY W=WEDNESDAY R-THURSDAY F=FRIDAY  
2/ Product contains 15/20% fat with skin added.