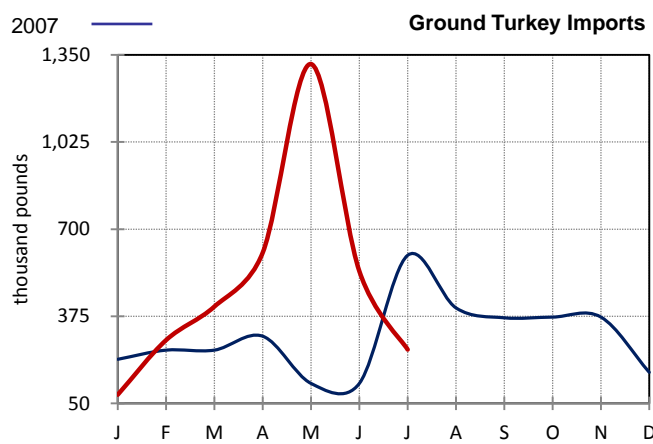
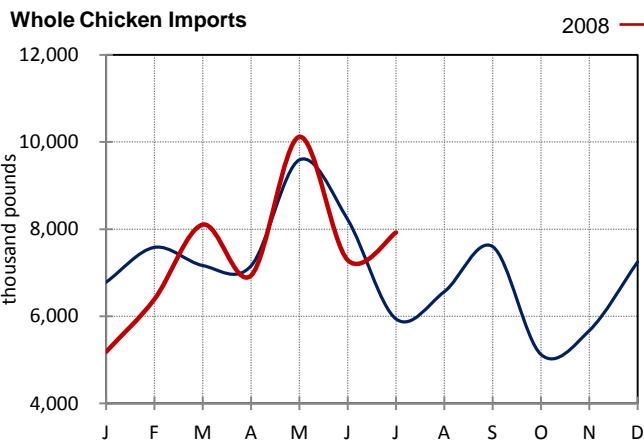




Federally Inspected Imports of Poultry Product to the U.S. (raw, in pounds) (preliminary)

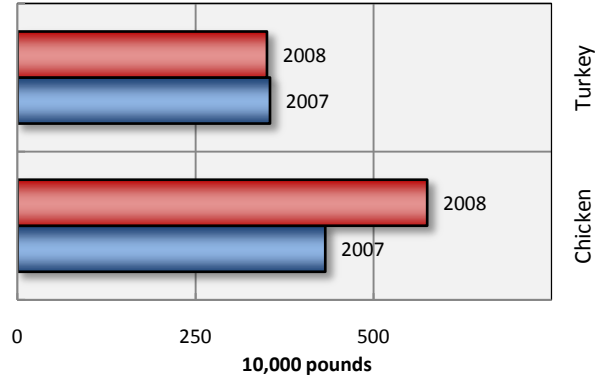
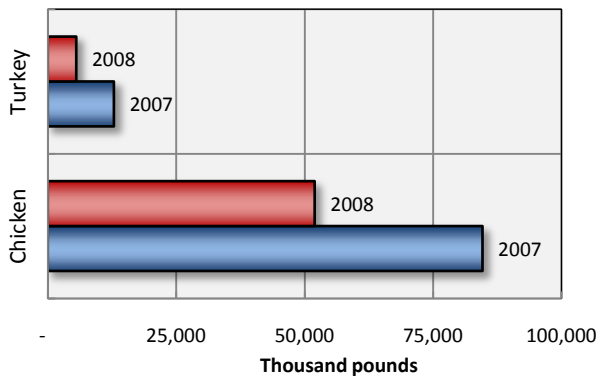
Week ending:	Whole Product ^{1/}				Ground Product	
	Chicken	Turkey	Ducks/Geese	Ratites ^{2/}	Chicken	Turkey
8/9/2008	1,508,593	20,925	33,356	0	120,360	41,406
8/2/2008	1,971,514	61,961	36,895	0	0	0
8/11/2007	1,177,146	193,514	60,138	0	159,483	126,170
2008 Year to Date:	55,438,639	5,633,388	2,491,434	173,538	5,875,028	3,545,346
2007 Year to Date:	55,116,551	8,614,039	2,702,456	191,495	2,305,845	2,069,313
Month of :						
Jul 2008	7,926,392	655,323	271,577	0	324,414	251,122
Jun 2008	7,290,610	603,513	241,897	0	567,868	543,386
Jul 2007	5,937,455	811,482	287,442	0	75,743	602,233



Whole Product

Total Annual Imports

Ground Product



Notes:

1: Whole product includes raw, bone-in and boneless cuts, whole birds, and parts.

2: Ratites include ostrich and emu.

Report includes product inspected by the USDA Food Safety and Inspection Service (FSIS).