



INTERNATIONAL EGG AND POULTRY REVIEW

ISSN 1522-5100



U.S. Department of Agriculture

Agricultural Marketing Service

Poultry Programs

Market News and Analysis Branch

Russia

On December 14, 2007, Russia's Ministry of Economic Development and Trade announced the distribution of 25% of the quotas for imports of pork, beef and poultry meat in 2008. A quarter of the import quota for poultry meat, amounting to 302,900 metric tons (MT), includes 225,350 MT to the United States; 59,100 MT to the EU; 1,250 MT to Paraguay; and 17,200 MT to other countries. The total 2008 allocation for the United States is 901,400 MT. The remainder of the TRQ will be announced by March 1, 2008.

The 25% allocations were based on January-September 2007 import data by individual companies and the full allocation will be distributed in proportion to the amount imported between January 1 and December 31, 2007.

Allocations of 25% of the Quota on Poultry Meat Import (TN VED code 0207) for 2008 (Federal Customs Committee data)

	USA	EU	Paraguay	Others	Total
1st qtr	225,350	59,100	1,250	17,200	302,900
Annual	901,400	236,400	5,000	68,800	1,211,600

On November 17, 2007 the Russian Customs Service published a new list of ports of entry authorized to hand imports of meat and meat products. The decision to restrict points for meat and meat products imports was made for safety monitoring. The list goes into effect 90 days from the date of publication. Missing from the list was the Baltiysky customs post in St. Petersburg which handles about 80 percent of total Russian meat imports. Many ports in the Russian Far East Customs Directorate and the North West Customs Directorate, were also missing from the list.

Russian Far East: Imports of Red Meat and Poultry Meat, 2002-2006

Year	Red Meat		Poultry Meat	
	MT	\$1,000	MT	\$1,000
2002	5,729	5,900	15,000	9,822
2003	3,239	3,823	17,898	8,476
2004	3,704	4,907	11,377	7,936
2005	7,728	11,307	17,134	13,902
2006	97,280	194,063	55,560	40,488

Source: Russian Federal Customs Service

Russia: Total Poultry Imports (H.S. code 0207)

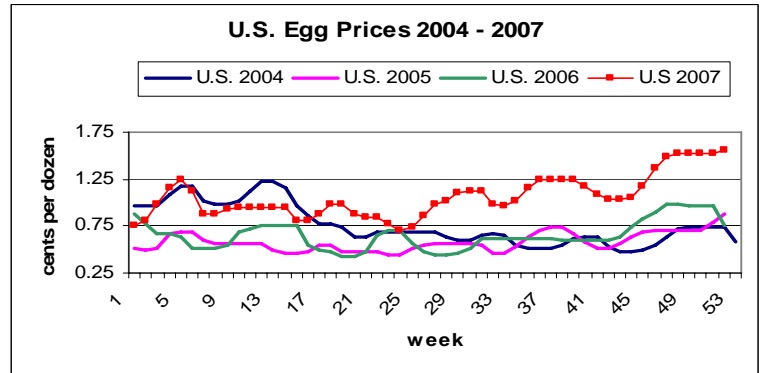
	January-December			January-October	
	2006	2005	2004	2007	2006
Volume	1,273.7	1,318.3	1,101.2	1,034.1	1,028.4
Value	921.3	847.6	663.5	824.8	730.1

Volume in thousand tons, Value in million US\$

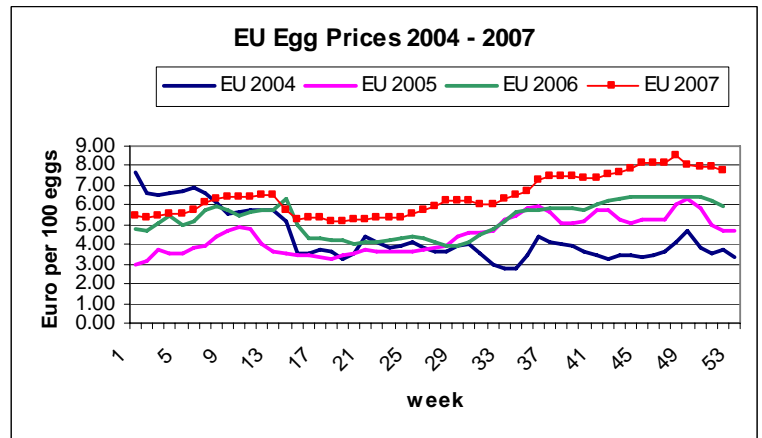
Source: Russian Federal Customs Service, Foreign Trade Statistics

In a press release on December 10, 2007 forty-four customs authorities were determined that would be involved in declaring meat and meat products beginning from February 15, 2008. The basic requirement is a temporary storage warehouse located in the area of the customs authority operations that is equipped in accordance with the requirements of the technical regulations legislation. The Far East Customs Directorate and the North West Customs Directorate are currently jointly looking into the issue of amending this list of customs authorities.

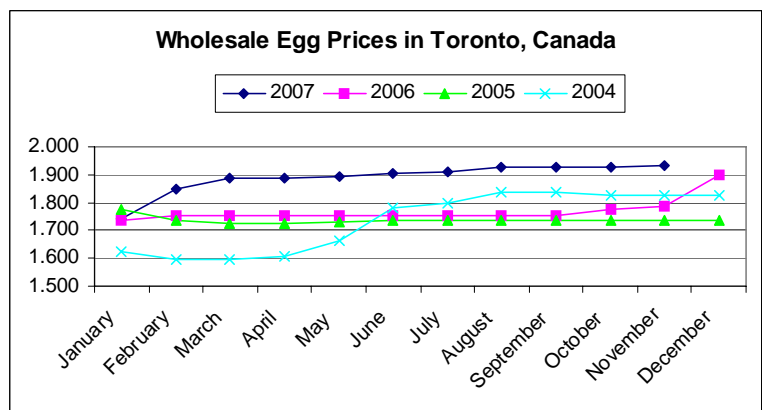
Source: USDA/FAS Attaché Report (not official data); Russian Federal Customs Service, various news wires



Large, white eggs in cartons, Northeast, USDA, AMS, Poultry Programs, Market News & Analysis Branch



Large white graded loose, Weser-Ems



Large eggs in cartons, wholesale average price
Source: Agriculture and Agri-Food Canada, AISD, AID, Poultry Section

INSPECTED EGG PRODUCTS-
U.S. & CANADA IMPORT/EXPORT TRADE

AND

U.S./CANADIAN LIVE POULTRY SLAUGHTERED UNDER INSPECTION

For Week Ending December 22, 2007

*** Due to the Holiday in Canada the information for these reports is not yet available.

It will be released as soon as possible.***

On January 4, 2008 - The Central and Eastern Region MSC reports will be combined into the new National Mechanically Separated Chicken report and will no longer be available as a separate report. Until then, the new National MSC report will run concurrently and may be viewed at: <http://www.ams.usda.gov/poultry/mncs/PDF%20Reports/MSc/msc.htm>

MECHANICALLY SEPARATED CHICKEN PRICES NEGOTIATED, FOB SHIPPER DOCK OR EQUIVALENT, IN TRUCKLOT AND LESS THAN TRUCKLOT VOLUMES, CENTS PER POUND, DELIVERY WITHIN TWO WEEKS.

EASTERN REGION

December 28, 2007

FAT CONTENT	CHICKEN WITH SKIN ADDED ---- PRICES ----		----- VOLUME -----	
	FROZEN	FRESH	TOTAL	EXPORT
15% OR LESS				
RANGE	15.75	15.00-16.00	214,000	54,000
WTD AVERAGE	15.75	15.50		
15-20%				
RANGE	16.00-21.00	11.00-16.00	1,640,000	1,040,000
WTD AVERAGE	17.81	13.70		
20% OR MORE				
RANGE	-	-	-	-
WTD AVERAGE				

* INCLUDES THE STATES of CT, DE, FL, GA, MA, MD, ME, NC, NH, NJ, NY, PA, RI, SC, VA, VT, WV

CENTRAL REGION

December 28, 2007

FAT CONTENT	CHICKEN WITH SKIN ADDED ---- PRICES ----		----- VOLUME -----	
	FROZEN	FRESH	TOTAL	EXPORT
15% OR LESS				
RANGE	-	16.00	61,200	-
WTD AVERAGE		16.00		
15-20%				
RANGE	17.00	11.00-15.25	1,403,600	567,200
WTD AVERAGE	17.00	12.13		
20% OR MORE				
RANGE	-	-	-	-
WTD AVERAGE				

* INCLUDES THE STATES of AL, AR, IA, IL, IN, KS, KY, LA, MI, MN, MO, MS, ND, NE, OK, OH, SD, TN, TX, WI

NATIONAL YOUNG TURKEY PARTS, INCLUDING BULK MEAT and FROZEN (UNLESS SPECIFIED), CENTS PER LB., DELIVERED FIRST RECEIVERS, PART AND FULL TRUCKLOTS AS OF 28 DECEMBER 2007.

The market tone on tom breast meat was steady to instances weak, balance of items mostly steady. Demand was slow. Offerings were mixed. Parts trading was slow. Demand was light to moderate with most interest noted for export. Offerings are mixed due to varied kill schedules. Domestic; fresh scapula 82-86 cents, fresh breast trim 128 cents, fresh wing meat 83 cents, 20-24 lb. plant grade breast basted 175, and small packages of 10-24 lb. A grade basted 1.85-2.00 cents. Export: frozen tom breast meat 185-193 cents delivered.

EXPORT TRADING	PRICE	L.S.T.	WTD AVG	VOLUME	WEEKLY	WEEKLY
FRIDAY, DECEMBER 28, 2007	RANGE	CODE 1/	PRICE	(000)	PRICE	(000)
DRUMSTICKS, TOMS	57.00		57.00	40	57.00	40
WINGS FULL-CUT - TOMS		F	49.00	108		
WINGS, V-TYPE, TOM		F	58.00	54		
TAILS		R	29.00	156	29.00	156
MECHANICALLY SEPARATED 2/ THIGH MEAT - FROZEN	16.00 98.00		16.00 98.00	80 80	16.00 98.00	80 80

EXPORT TRADING	PRICE	L.S.T.	WTD AVG	VOLUME
THURSDAY, DECEMBER 27, 2007	RANGE	CODE 1/	PRICE	(000)
DRUMSTICKS, TOMS		F	57.75	80
WINGS FULL-CUT - TOMS		F	49.00	108
WINGS, V-TYPE, TOM		F	58.00	54
TAILS	29.00		29.00	156
MECHANICALLY SEPARATED 2/ THIGH MEAT - FROZEN		F F	16.83 97.67	240 120

EXPORT TRADING	PRICE	L.S.T.	WTD AVG	VOLUME
WEDNESDAY, DECEMBER 26, 2007	RANGE	CODE 1/	PRICE	(000)
DRUMSTICKS, TOMS		F	57.75	80
WINGS FULL-CUT - TOMS		F	49.00	108
WINGS, V-TYPE, TOM		F	58.00	54
TAILS				
MECHANICALLY SEPARATED 2/ THIGH MEAT - FROZEN		F F	16.83 97.67	240 120

NO EXPORT TRADING ON DECEMBER 24 & DECEMBER 25, 2007 DUE TO CHRISTMAS HOLIDAY

1/ CODES FOR LAST SIGNIFICANT TRADE (L.S.T.): M=MONDAY T=TUESDAY W=WEDNESDAY R-THURSDAY F=FRIDAY
2/ Product contains 15/20% fat with skin added.